



YOUR SOUND PARTNER

PRODUCT CATALOGUE



INDEX

The Essence of Sound	4
The Journey Starts Here	6
Design and Made in Italy	8
The Finest Italian Craftsmanship	10
Customisation	12
Support	14
Pronet AX	16
Audia	18
Technology	20

AX Line Arrays 22

• AX2022A/AX2022P NEW	24
• AX2010AV2 / AX2010P	26
• AX2065AV2 / AX2065P	28
• AX800A NEO	30
• AX800A	34
• AX1012A / AX1012P	36
• AX12C	38
• AX6C	40
• AX12LF	41
• AX16CL	42
• AX8CL	44
• AX4CL	45
• Technical Specifications	46

SW Subwoofers 50

• SW2421CFA/SW2421CFP NEW	52
• SW218XAV2 / SW218XP	54
• SW36XFAV2 / SW36XFP	56
• SW1800AV2	58
• SW215AV2 / SW215P / SW215FAV2 / SW215FP	59
• SW18AV2 / SW18P	60
• SW210P	61
• SW2100AV2 / SW2100PV2	62
• SW212A	64
• Technical Specifications	66

CX Stage Monitors 70

• CXL12A	72
• CXL15A	73
• CX14A	74
• CX15AV2	75
• Technical Specifications	76

ED Point Source 78

• ED150A / ED150P	80
• ED120A / ED120P	81
• ED80P / ED60P	82
• ED25P / ED23P MKII	83
• Technical Specifications	84

FL Point Source 86

• FL120A / FL120P	88
• FL80A / FL80P	89
• FLSUB180A	90
• Technical Specifications	91

Q-NEX DSP Amplifiers 92

• Q-NEX10.4+ NEW	92
• Q-NEX20.4+ NEW	92
• Q-NEX5.4	94
• Q-NEX10.4	94
• Q-NEX14.4	94
• Q-NEX20.4	94


Accessories	98
-------------	----



AXIOM

THE ESSENCE

OF SOUND



*The essence
of Sound*

AXIOM is born from a clear vision: delivering uncompromising sound for professionals who demand consistency, power and control in every environment.

Created by PROEL as a dedicated brand for high-performance sound reinforcement, AXIOM embodies a focused approach where engineering excellence meets real-world experience.

Designed and manufactured in Italy, AXIOM systems are built for touring, installations and portable applications, delivering sound exactly as it should be heard.

The essence of sound.



PROEL was founded in Italy with a clear vision:

***Creating technology that truly
serves sound professionals***

Driven by engineering and shaped by real-world experience, the company has grown into a global reference for audio and lighting solutions.

From the lab to the stage, every step follows the same direction:
delivering performance and reliability where it matters most.

***In 2014, this journey led
to the creation of AXIOM***



**THE JOURNEY
STARTS HERE**



State-of-the-art analogue and digital
electronic design

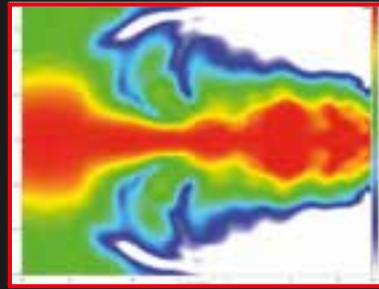


Advanced 3D modelling and
mechanical engineering

DESIGNED AND MADE IN ITALY



Advanced climatic testing
for product reliability




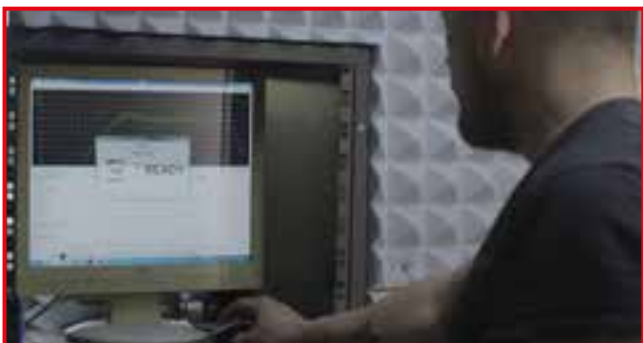
Sophisticated acoustic analysis and simulation

Fully developed, engineered and manufactured in Italy

AXIOM controls every stage — from design to production — combining advanced acoustic modelling, refined industrial design and state-of-the-art manufacturing.

Comprehensive testing ensures consistent, repeatable performance in real-world conditions.

Proprietary DSP platforms and advanced electronics complete the system, delivering control, flexibility and reliability at the highest level.





THE FINEST ITALIAN CRAFTSMANSHIP

***Crafted in Italy,
controlled at every step.***

AXIOM systems are manufactured entirely in-house at PROEL's production facility, where advanced technology meets skilled craftsmanship to deliver uncompromising quality.

From precision CNC machining of high-grade materials to refined finishing processes, every detail is designed to ensure durability, consistency and performance.

Italian-made transducers, strict measurement procedures and critical listening tests complete a process focused on one goal: delivering systems that perform flawlessly in the real world.

WHITE COLOUR OPTION

As an alternative to the standard black cabinet finish, that is designed to be discreet in the vast majority of installed and live sound applications and is supplied on all our plywood-construction loudspeakers, we also make some models available in a white textured paint finish (RAL 9010)

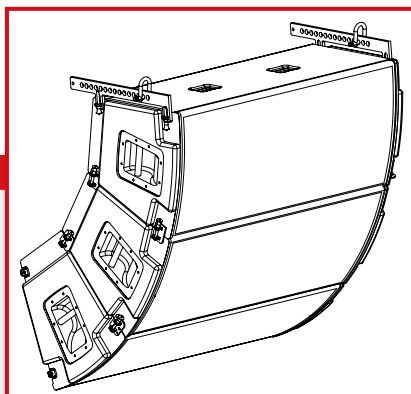


AX SERIES	SW SERIES	ED SERIES
AX12CWH	SW210PWH	ED120PWH
AX12LFWH	SW215FAWH	ED150PWH
AX1012PWH	SW215FPWH	ED23PWH
AX2010AWH	SW36XFAWH	ED25PWH
AX2010PWH	SW36XFPWH	ED60PWH
AX2065AWH	SW2100AWH	ED80PWH
AX2065PWH	SW2100PWH	-
AX6CWH	-	-

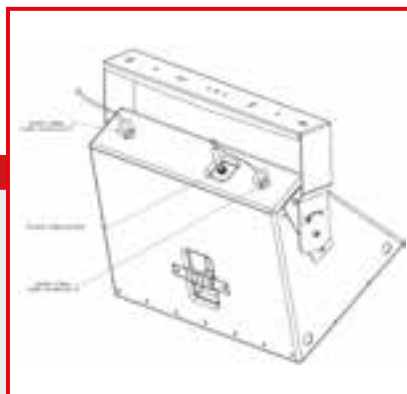
CUSTOMISED SOLUTIONS

For installation projects with particular custom requirements we can offer, in addition to the various colour options mentioned here, certain mechanical customisation options such as load-rated integral rigging, alternative connectors, and higher IP ratings including weather-resistant finishes, silicon treatments, rust-resistant metal parts, and sealed cable entry glands.

For these special requirements our in-house manufacturing facilities offer real flexibility to ensure that our loudspeaker systems are fit for purpose and for your project. Please contact our sales department or consult our price lists for specifics of these optional services.



CUSTOMISED RIGGING SOLUTIONS



SEALED CABLE ENTRY GLANDS


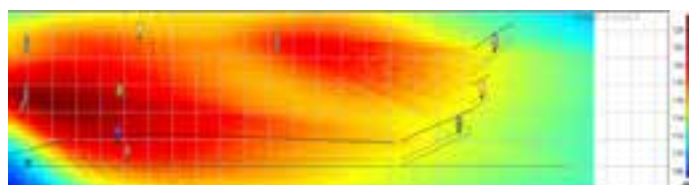


CUSTOMISED CONNECTORS

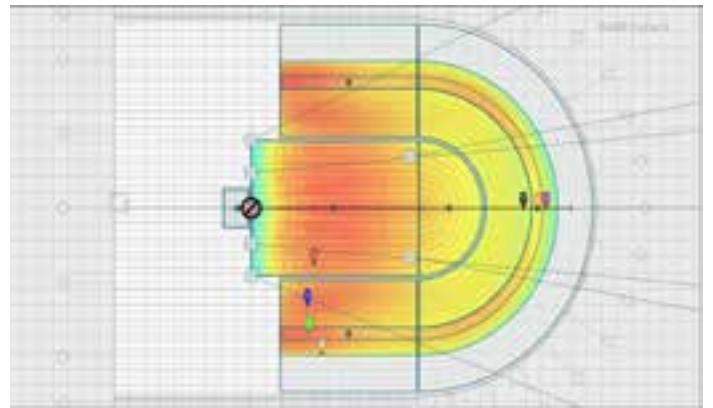
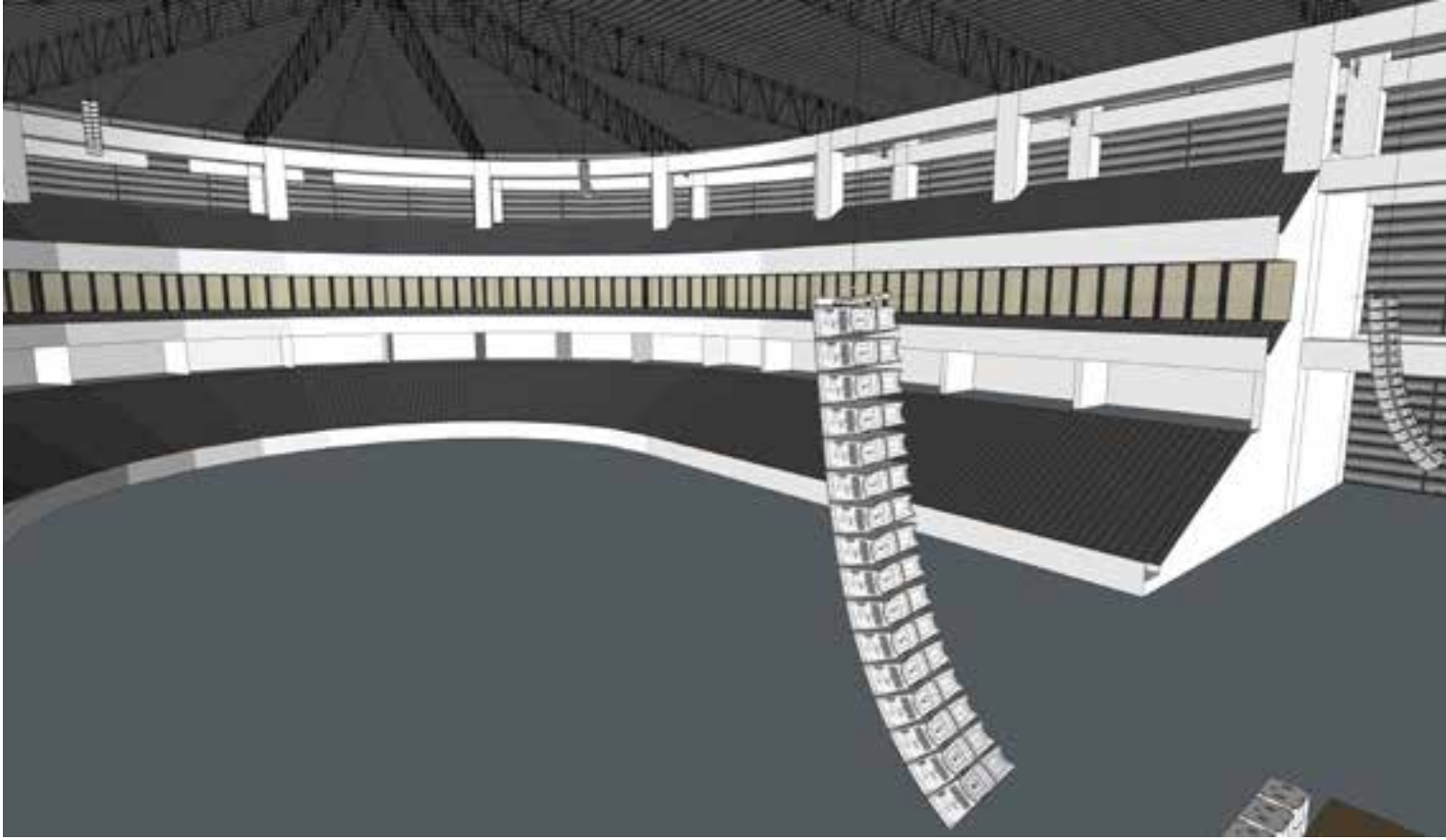
COLOUR CUSTOMISATION

Custom colours according to specific RAL codes are available on request, that allow the speakers to blend in well with architect-designed projects and especially those venues with predominantly lighter colours.





SUPPORT



We work at your side

AXIOM application engineers support you in every phase of your projects — from design to deployment — helping you achieve the best results and win more business. With advanced tools and real-world expertise, we provide acoustic simulations, 3D drawings and system documentation tailored to your needs.

***More than support:
a true project partner.***

PRONET



LOUDSPEAKER CONTROL SOFTWARE

PRONET AX is the latest evolution of PROEL's renowned remote control software, designed to deliver seamless management of AXIOM powered loudspeaker systems and amplifiers equipped with the CORE DSP platform.



Thanks to a completely optimized data exchange with the CANBUS protocol, PRONET AX ensures faster response times, enhanced reliability, and rock-solid network stability. The result is a smoother workflow and precise, real-time control during both system setup and live operation.

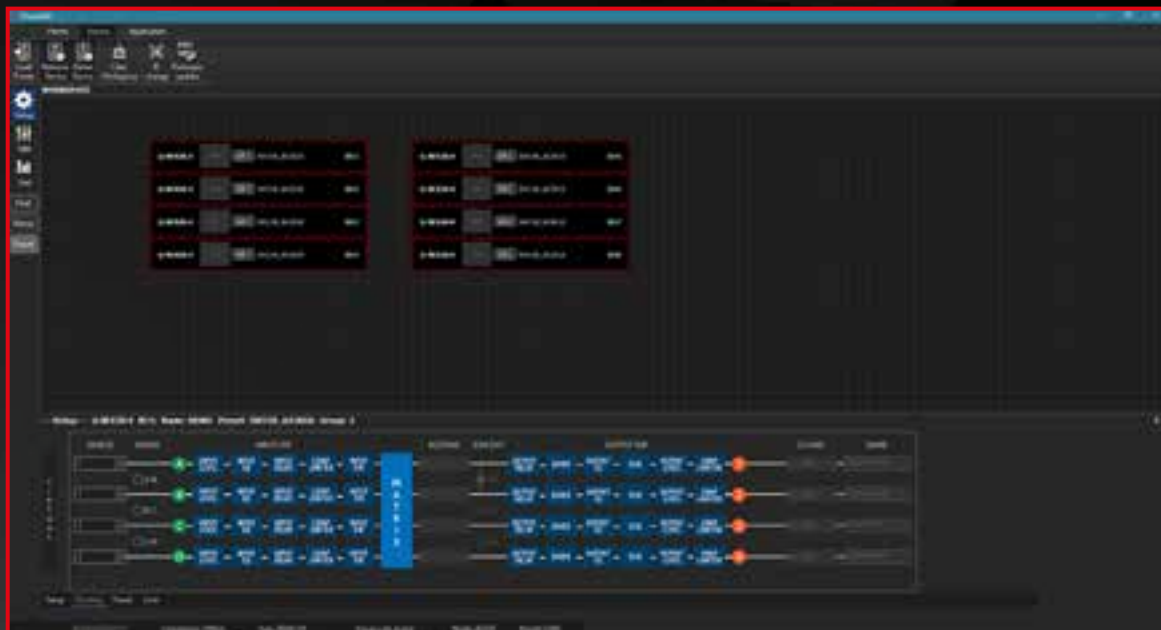
A refreshed graphical user interface introduces a modern, intuitive dashboard designed to streamline every task. Color-coded elements, clear icons, customizable panels, and a flexible desktop layout make system control faster, smarter, and more efficient than ever.

Whether you are configuring a system from scratch, fine-tuning individual units, or managing a live performance, PRONET AX adapts to your workflow with three dedicated operating modes:

- SETUP – for fast and efficient system configuration
- EDIT – for detailed control of individual components
- LIVE – for reliable real-time operation

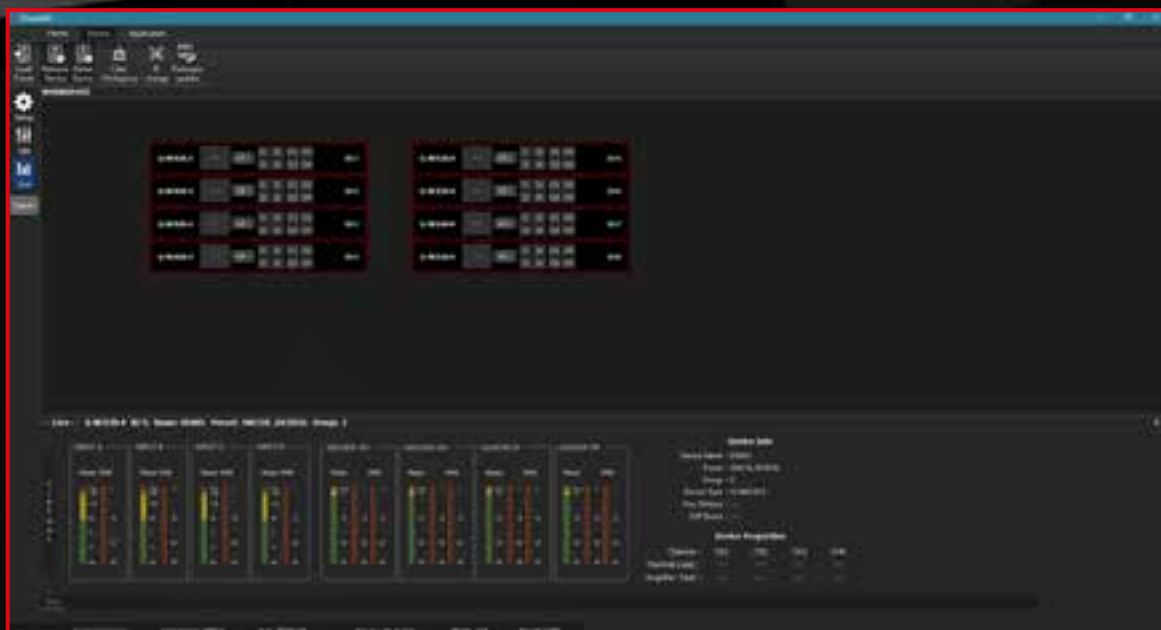
Creating and managing loudspeaker arrays has never been easier. PRONET AX allows you to quickly design systems using different AXIOM models and apply global control over volume, mute, and EQ settings with just a few clicks.

The intuitive control panel provides instant access to key functions such as Find, Name, Preset, and Signal monitoring, along with fast and flexible group assignment for streamlined operation.



Advanced snapshot management lets you save and recall complete system configurations—including layout and parameters—ensuring consistency and speed in every application.

With SYNC DOWN mode, you can prepare and edit your systems offline, then instantly transfer settings when connecting to the network. The READ UP function allows you to retrieve parameters directly from connected devices, ensuring full system alignment at any time.



AUDIA

REMOTE CONTROL SOFTWARE



AUDIA is AXIOM's next-generation control platform, designed to manage complex audio systems through a unified environment that integrates device control, signal processing, and networked audio distribution.

Built around high-performance SHARC+ 5th generation DSP architecture, AUDIA introduces a dual-layer approach where control and audio transport coexist over Ethernet, enabling scalable and future-ready system design.

AUDIA introduces a loudspeaker-centric control philosophy where every element, powered or passive, is treated as part of a single, coherent system.



Two Views. One System.

Switch seamlessly between loudspeaker and amplifier domains depending on the workflow.

Consistent User Experience

No operational difference between powered and passive systems. Engineered Flexibility From intuitive system tuning to detailed infrastructure control.

Alternatively, the amplifier view provides full access to the underlying hardware structure for advanced configuration and system-level control.

CONTROL THE LOUSPEAKER

NOT JUST THE AMPLIFIER



AUDIA introduces a flexible control paradigm where engineers can operate either in a loudspeaker-centric or amplifier-centric environment.

When working in loudspeaker view, users can interact directly with the acoustic system, adjusting EQ, level, delay, and processing, while AUDIA automatically maps all parameters to the assigned amplifier channels.



SYSTEM CONTROL & ORGANIZATION

The interface allows intuitive grouping and management of devices within complex systems:

- Logical grouping of loudspeakers and amplifiers
- Fast access to key parameters
- Customizable layouts for different workflows

Snapshots enable saving and recalling complete system states, including routing, processing, and device configuration.



TECHNOLOGY


REFERENCE GUIDE

A reference guide to AXIOM technologies and system features. Use this page to quickly identify and understand the icons used throughout the catalog.

Electroacoustic Design



Gradient design achieves low-frequency directivity control through pressure gradient principles. It minimizes rear radiation and improves stage conditions using passive or active approaches, including acoustic loading, resistive ports or dedicated cancellation drivers.



Asymmetric Dispersion provides a variable horizontal coverage pattern optimized for real listening environments. The horn is wider in the lower section for improved near-field coverage and narrower in the upper section for better long-distance control.



Dual Gap motor design enhances transducer symmetry and overall acoustic performance. It reduces power compression and distortion while improving efficiency and power handling compared to conventional single-gap designs.

System Design & Simulation



AXIOM supports the EASE Focus 3 software platform for accurate line array aiming and acoustic prediction. GLL files are available as a free download from the AXIOM website to perform detailed coverage simulations and system design.



AXIOM GLL files allow accurate acoustic simulations within the EASE platform. They enable system designers to predict coverage, reverberation behaviour, speech intelligibility and other acoustic parameters during the system design phase.

Signal Processing



System processing is based on advanced DSP platforms developed by PROEL R&D laboratories. High-quality A/D and D/A converters ensure excellent signal integrity and a dynamic range exceeding 110 dB.



Next-generation audio processing is powered by 5th generation SHARC+ DSP architecture. This high-performance floating-point platform provides the computational power required for advanced filtering, FIR processing and complex protection algorithms while maintaining extremely low latency.



Finite Impulse Response (FIR) filters enable highly accurate signal processing with linear phase characteristics. This technology preserves waveform integrity and minimizes phase distortion, improving overall system clarity and coherence.

Control & Management



PRONET AX is a proprietary software platform for remote control and monitoring of AXIOM systems. Based on a reliable CANBUS communication protocol, it provides access to equalisation, delay settings, system protection and amplifier status monitoring.



AUDIA proprietary control software provides a unified workspace for configuration, monitoring and remote control of AXIOM audio systems. Built on a modern dual-layer networking architecture, AUDIA uses AES70 for device control and management over Ethernet, enabling scalable system integration across complex audio networks.

Network & Protocols




AES70 enables standardized control and monitoring of professional audio devices over Ethernet networks. Based on the Open Control Architecture (OCA), it ensures scalable system integration and consistent device management across complex installations.



AVB-Milan enables deterministic, low-latency audio networking over standard Ethernet infrastructure. Based on IEEE AVB standards and the Milan interoperability protocol, it guarantees precise clock synchronization, reliable stream management and seamless integration between certified professional audio devices.



AES67 is an open interoperability standard for professional Audio-over-IP networks. It enables audio stream exchange between different networked audio systems, allowing interoperability with technologies such as Dante, Ravenna, Livewire and Q-LAN.



CAN-BUS enables reliable system control and monitoring through dedicated communication networks. It is the communication backbone of PRONET AX, providing stable data exchange and consistent device management.

Amplification & Power



High-efficiency Class D amplifier modules deliver powerful and clean audio performance. Combined with Switch Mode Power Supply (SMPS) technology, they achieve efficiency above 90% while maintaining compact size, lightweight construction and minimal heat generation.



Power Factor Correction (PFC) improves the efficiency and stability of the amplifier power supply. It optimizes the power factor and ensures consistent output performance even when AC mains voltage fluctuates.

AX LINE ARRAYS

High-performance line array systems designed for scalable touring and installation applications offering three scalable line array formats:

- ***Variable Curvature***
- ***Constant Curvature***
- ***Column Systems***

Delivering high output, precision directivity and exceptional size-to-performance ratio, AX systems combine advanced processing, integrated networking, flexible rigging and Premium transducer engineering.





AX2022A / AX2022P

Dual 10" Very High Output Line Array Element

AX2022A - Powered

AX2022P - Passive

The AX2022 system represents the highest output-to-size ratio within the AXIOM line array portfolio. Designed for demanding touring productions and large-scale installations, it combines powerful acoustic output with precise broadband directivity control.

The system architecture is based on a three-way configuration featuring dual 10-inch neodymium transducers and dual coaxial MF/HF compression drivers operating through extended waveguide technology. This configuration delivers exceptional vocal clarity, controlled dispersion, and consistent coverage from the front rows to the farthest listening positions. The compact enclosure, built from reinforced phenolic birch plywood, ensures durability in touring environments while maintaining the flexibility required for fixed installations.



Gradient



DSP
5th SHARC+



AUDIA



AES 70



AVB-Milan



AES 67



FIR Filters



Class D Amp



PFC



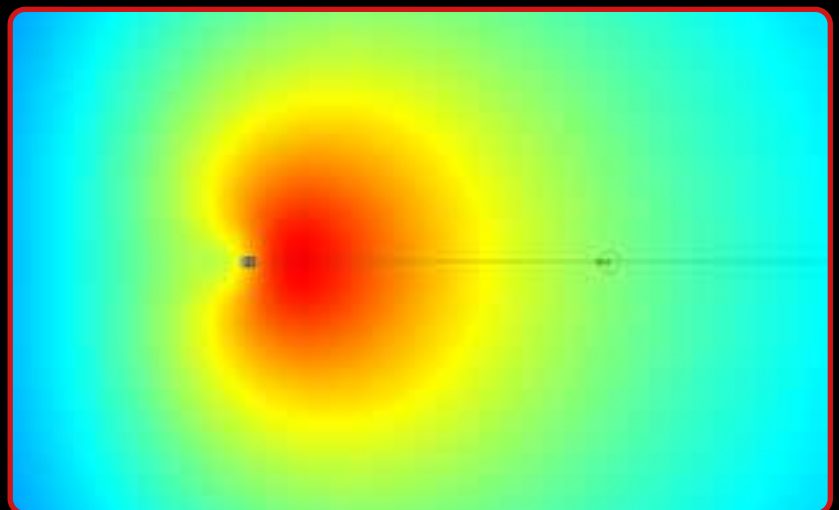
EASE Focus3

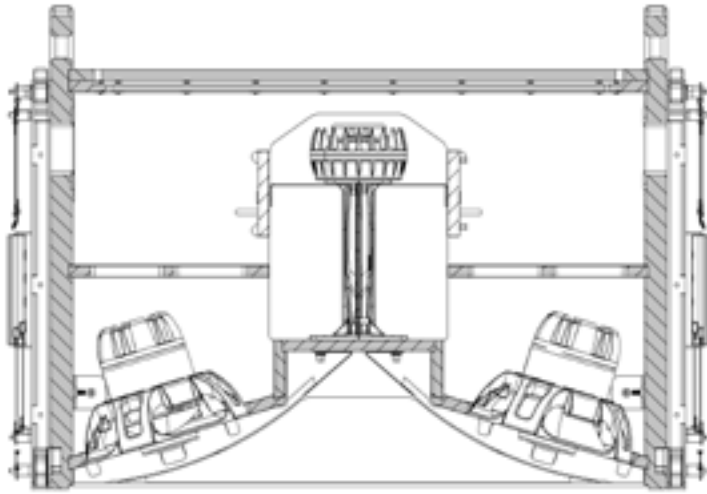


GLL files



Second-generation directive control technology is employed to manage rear-facing energy, improving rejection and minimizing unwanted interactions with reflective surfaces and adjacent array elements.





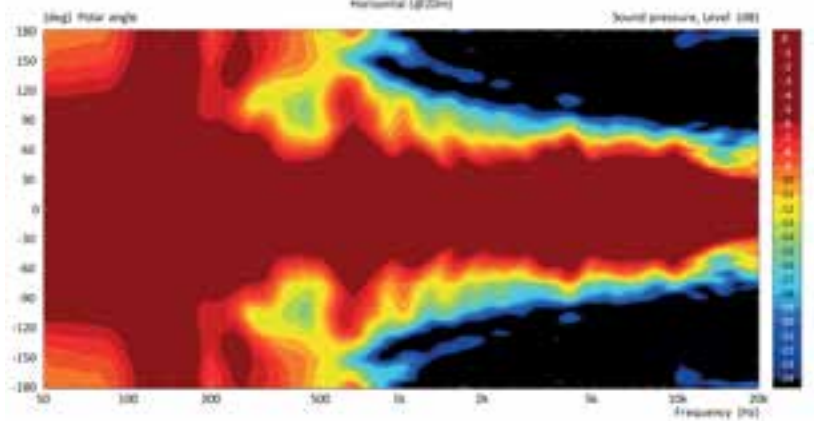
Next-generation coaxial ring radiator architecture derived from large-format compression driver design. A single acoustic center ensures extended bandwidth control and superior phase coherence.



Constructed from phenolic birch plywood, the AX2022A features a robust enclosure developed to withstand the demands of both touring and permanent installation environments.




Dual 10" ultra-high-performance woofers with advanced dual gap technology, coming from larger-format designs, deliver fast transients, exceptional output, and low distortion. Among the most powerful in their class, they ensure a tight, controlled low-end with precise phase coherence and excursion linearity.



Integrated 5th-gen SHARC+ DSP (32-bit/24-bit) and 121 dB dynamic range, available onboard in **AX2022A** and via Q-NEX+ amplification for **AX2022P**.

Dual Gigabit ports support AVB-Milan audio networking with **AES70** control, all managed through the AUDIA unified software platform.



AX2022A is provided with a 4000 W Class-D Power module, SMPS and PFC, featuring high efficiency, compact design, and full dynamic headroom.



AX2022A and Q-NEX+ powered **AX2022P** systems integrate seamlessly within the same AUDIA control environment.



AX2010AV2 / AX2010P

Dual 10" Vertical Array Element

AX2010AV2 • Self-powered

AX2010P • Passive

AX2010PWH • Passive white textured paint

AX2010 Powered or Passive, is a line array element that combines superior sound quality with easiness and flexibility in a simple system with a very convenient price-to-performance ratio.

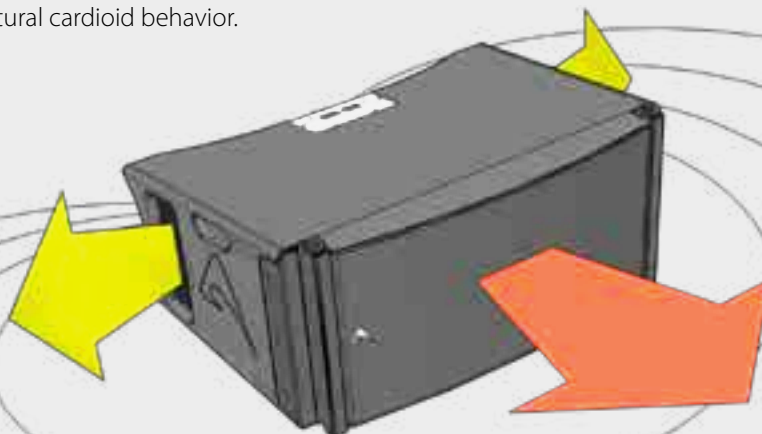
The AX2010AV2 has been designed both for rental live sound applications and for fixed installations and has been engineered for the simplest use possible but without sacrificing anything in sound quality and performance.

Dual HF Compression Drivers with Titanium diaphragms 2 x 1.4" throat, 2.5" Voice Coil.

Two transmission line wave-forming waveguides, provide a detailed and natural sound achieving a long distance HF projecting capacity.



The Transmission Line back loading delivers clean mid-bass reproduction and natural cardioid behavior.





The orientation of the two woofers allows to minimize the interference effect between them, while the use of a mechanical-acoustic polyurethane filter represents a further help in minimizing the midrange beaming.

The two 10" woofers are back loaded by a short hybrid transmission line that minimizes the effect of the box resonances and eliminates the "boxy" mid-bass sound commonly obtained from regular bass-reflex enclosures.

The crossover filter approach is based on a "Constant Power" technique. Thanks to a particular phase combination between the two ways around the crossover frequency, this approach is able to provide a very stable horizontal coverage and a very stable off-axis sound image.

AX2010AV2 can be flown with the **SW36XFAV2** Flyable 2x18" Subwoofer providing an elegant solution in a unique flown cluster, with usable response down to 36 Hz.

The integrated rigging hardware and the curved grille profile of the AX2010AV2 mates with the SW36XFAV2, forming a neat and unobtrusive cluster.



POWER AMPLIFIER

The AX2010AV2 is powered by CLASS D power amplifier with SMPS. The innovative technology offers superior sound definition at any audio frequency, very high dynamics even for low level signals, and very low distortion even at maximum power.



AX2065AV2 / AX2065P

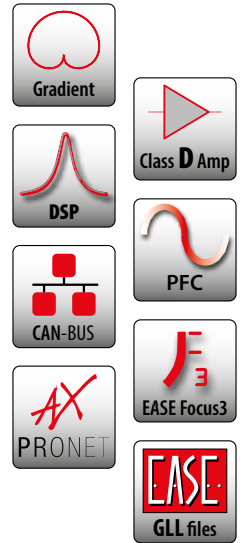
Dual 6,5" Powered and Passive Vertical Array Element

AX2065AV2 • Self-powered

AX2065P • Passive

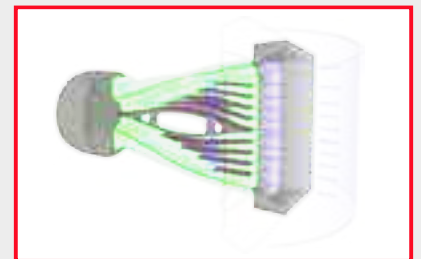
AX2065PWH • Passive white textured paint

The AX2065 is a compact vertical line array element intended for Rental Companies and fixed installations that require High power-to-size solutions and need to comply a high variety of Venues using the same Line array element.



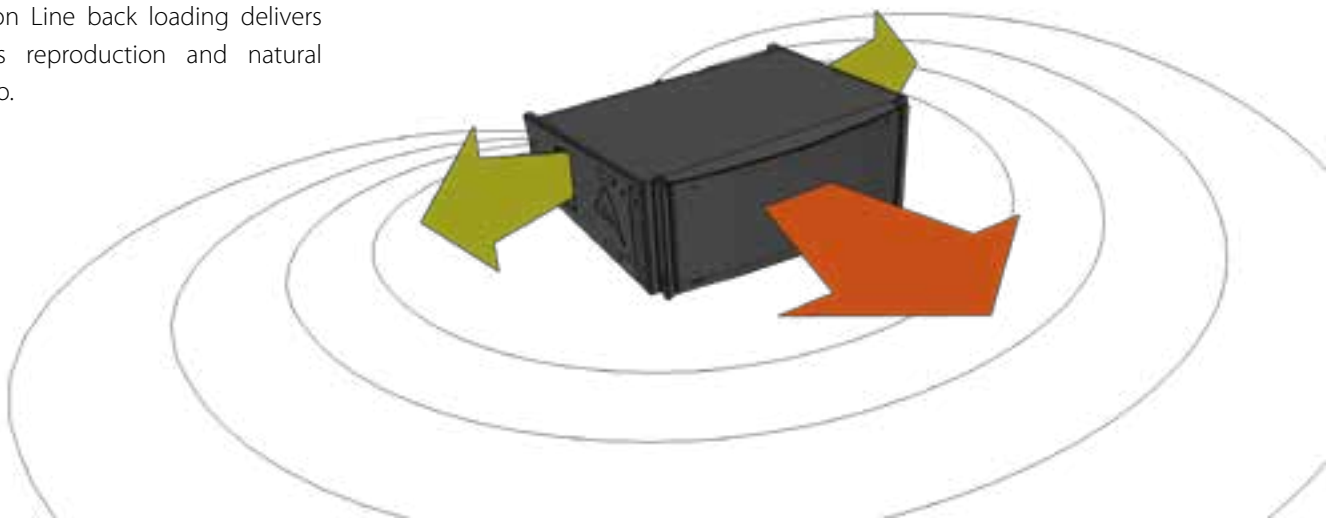
Its small footprint and narrow width make AX2065 the ideal Main System for small to medium audience spaces, such as corporate events, broadcast studios, fashion shows, theaters, houses of worship, and AV applications. AX2065 also represents the best complement to large systems such as central clusters, side-fills, front-fills, distributed systems.

The Highs are handled by a 1.4" (2.5" VC) Low-distortion compression driver, with lightweight Titanium diaphragm, loaded by a Transmission Line wave-forming waveguide which provides a detailed and natural sound and achieve a longdistance HF projecting capacity.



The crossover filter is based on a "Constant Power" technique and a particular phase combination between the two ways around the crossover frequency, this approach is able to provide a very stable horizontal coverage and a very stable off-axis sound image. The orientation of the two woofers minimizes the interference effect between them, while the use of a mechanical-acoustic polyurethane filter represents a further help in minimizing the midrange beaming.

The Transmission Line back loading delivers clean mid-bass reproduction and natural cardioid behavior.





AX2065 offers mid-long throw capability despite its compact format just adding more elements to the array. Such a feature, if compared to an equivalent array composed by big size elements, offers a more articulated and accurate curvature. This flexibility allows AX2065 to serve a big variety of different applications just scaling up or down the system.

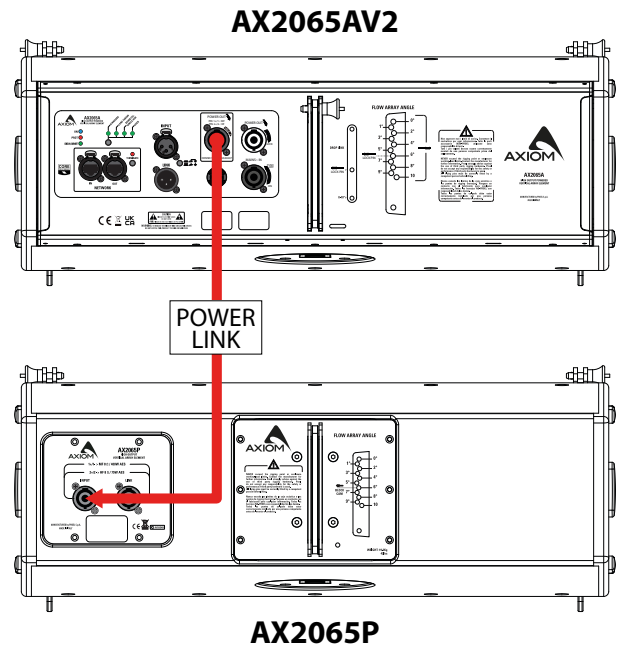
AX2065 allows an easy integration with the SW215F Flyable 2x15" Subwoofer providing an elegant solution in a unique flown cluster.

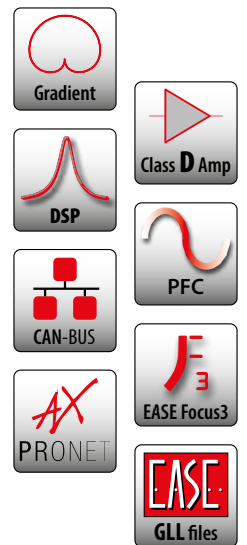


POWER AMPLIFIER

The AX2065A is powered by CLASS D power amplifier with SMPS. The innovative technology offers superior sound definition at any audio frequency, very high dynamics even for low level signals, and very low distortion even at maximum power.

AX2065AV2 is able to power an additional passive AX2065P module through the available power output on the back panel. This feature will allow to assemble very competitive system solutions both for rental and installation applications.





AX800A NEO

Dual 8", High Output, Powered, CORE Processed, Two-Way Line Array Element

AX800A NEO is an evolution of the renowned and appreciated **AX800A**, thanks to the introduction of several new technologies combined to the well-known features of its predecessor. It represents a new standard of molded PP enclosure line arrays as it combines superior sound quality, high SPL, innovative look and technologies, ease of use, lightness and **energetic efficiency** but still in a cost-effective way, to bring a higher level of Line arrays to a wide range of users.



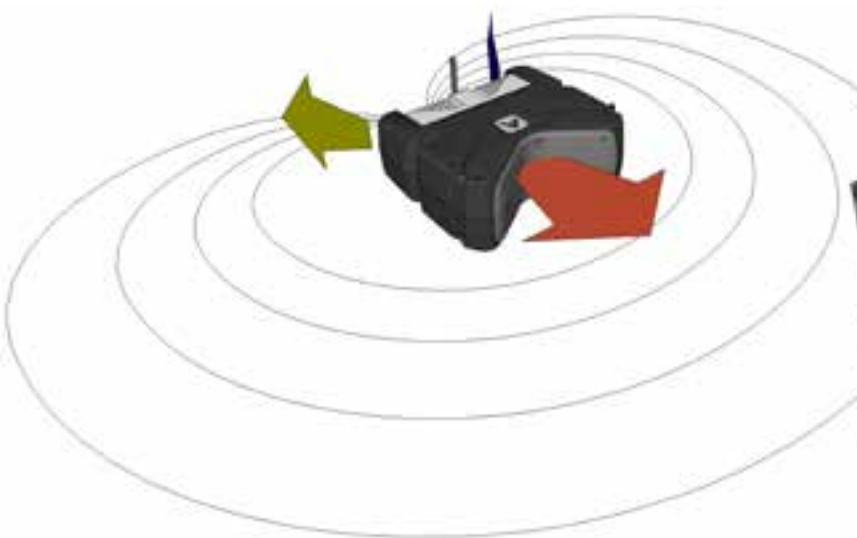
HF TRANSDUCER

The high frequency range is reproduced by a low distortion titanium diaphragm compression driver with neodymium magnet and edge-wound 2.5" voice coil, loaded by an acoustic transmission line waveguide.

The exceptionally lightweight high frequency diaphragm features also a very low mechanical resonance that is outside of the pass band which allows a low crossover point of 900Hz.

LF TRANSDUCER

Two 8" neodymium woofers with very lightweight cones ensure fast response at bass and mid-bass frequencies. They are back-loaded by a new Aerodynamic Transmission Line design for clean mid-bass, natural cardioid, minimized enclosure resonances and absence of "boxy" mid-bass sound commonly obtained from regular bass-reflex enclosures.




The rigging hardware is fully integrated, making it easy to transport and use, as well as offering the benefits of good protection against harsh environmental conditions.

CONSTRUCTION

The AX800A NEO enclosure is manufactured from structurally rigid polypropylene, internally ribbed to entirely eliminate cabinet resonances, and providing the precise transmission line back loading to the two 8" woofers without the need for additional internal panels.


The positioning of the amplifier module between the outlets of the two rear ducts provides an additional level of cooling.



This construction results in a very strong, lightweight, and sonically neutral cabinet.

POWER AMPLIFIER

The AX800A NEO is powered by an extremely compact and lightweight CLASS D power amplifier with SMPS and PFC. The innovative technology used for these amplifiers offers top-of-the range performances. PFC power supply with automatic mains voltage selection for worldwide operation, guarantees reliability, consistency with a very high efficiency and low power consumption.



Mains power is connected through a locking Neutrik PowerCON system, which includes a Power Out connector allowing mains power to be linked to additional cabinets.

SIGNAL PROCESSING

The system processing is based on the new CORE2 DSP platform designed by the PROEL R&D Laboratories using one of the most advanced SHARC DSP devices available for audio applications.

It features 40bit, floating point resolution and top-quality 24-bit AD/DA converters for perfect signal integrity, dynamic range in excess of 110dB, and superior sonic performance.

Thanks to its massive processing power, the CORE platform is capable of providing the most sophisticated algorithms for speaker processing, including linear phase FIR filters, together with comprehensive remote control and networking capabilities.



The PRONET AX control software, working on a solid and reliable CANBUS based network protocol, provides an intuitive interface for the remote control of the whole audio system via the rear panel etherCON RJ45 connectors, with the possibility to equalise and delay individual devices, as well as setting driver protection parameters, and monitoring the status of the amplifier.

Four factory DSP presets are provided for when the AX800A NEO cabinets are not connected to a network, and allow for rapid and simple setup:

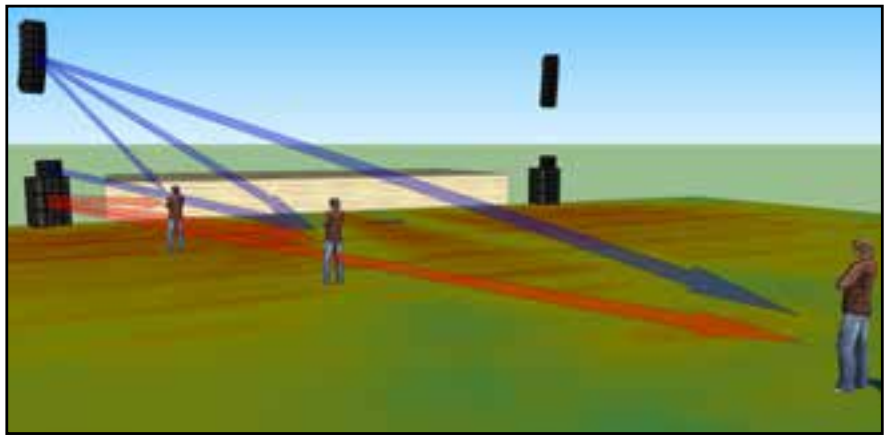
- Standard
- Long Throw
- Down-fill / Single Box
- User - for specific situations when off-line



APPLICATIONS

To fully extend low frequency response, the **AX800A NEO** can be combined to many different AXIOM Subwoofers thanks to the new factory presets featuring harmonized subwoofer phase responses and excellent mutual-coupling.

This allows totally free combinations among AXIOM's Line Array and Subwoofer models.



SW1800AV2

Compact dual 18", manifolded bandpass design 1400W + 1400W continuous power.

SW1800AV2 can be used with AX800A NEO in a recommended 4:1 ratio for basic/multipurpose setups or 3:1 for more demanding gigs.



SW2100AV2

High Output, Ultra-Compact 21", 4000W Subwoofer

- 2000W used to drive its internal 21" Woofer
- 2000W used to drive an external SW2100PV2 21" Subwoofer

To make SW2100AV2 able to drive SW2100PV2, specific Presets must be requested to the AXIOM technical support

AX800A NEO combined to SW2100AV2 + SW2100PV2 is an innovative, highly scalable and very powerful solution.

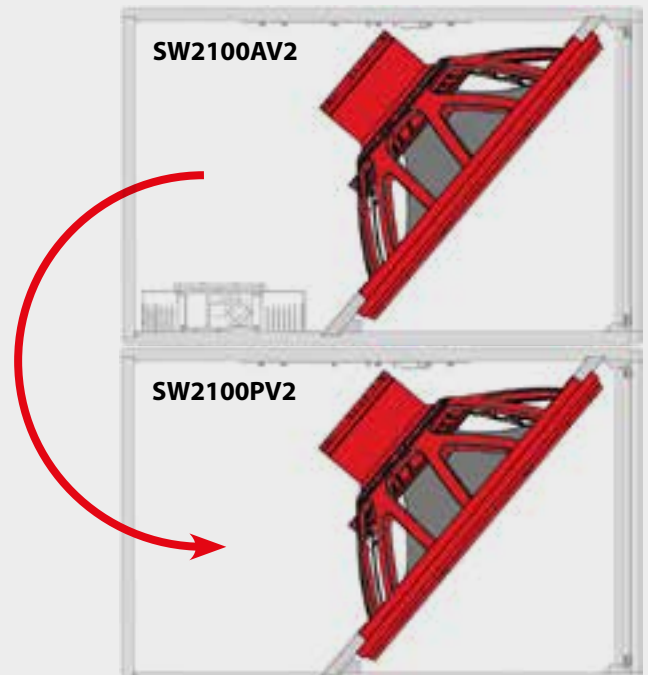
Subs and line array elements are all provided by PFC power supply.




SW2100PV2
Passive



SW2100AV2
Self-Powered





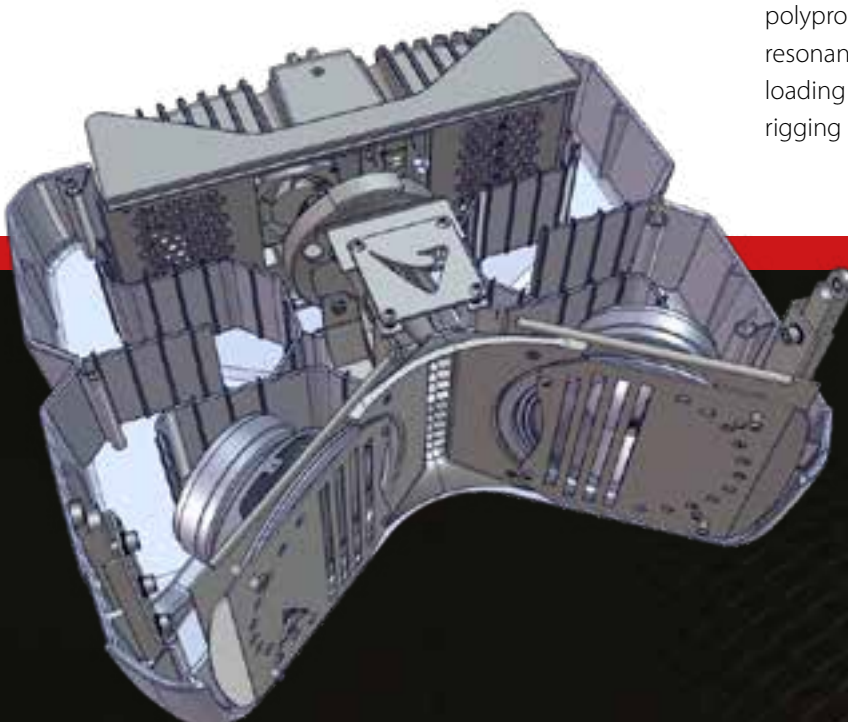
AX800A

Dual 8" Powered Vertical Array Element

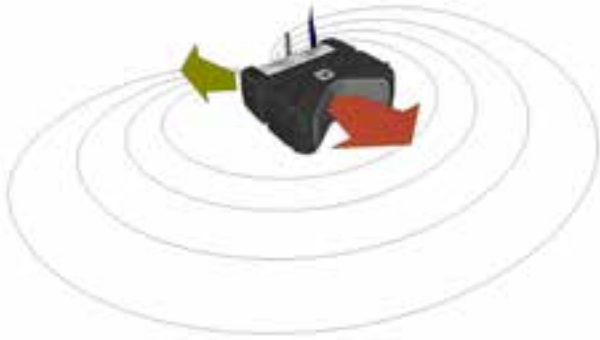
The AX800A defines the standard by which small format compact line array performance can be measured, in portable and fixed sound reinforcement applications where ease of setup and use together with quality sound are critical.

The AX800A is a compact powered line array consisting of two eight-inch low frequency drivers, Transmission Line back-loaded for natural cardioid behavior and clean mid-bass reproduction, and a 1.4-inch titanium diaphragm compression driver loaded by an acoustic Transmission Line waveguide providing natural sounding high frequencies. These high grade Italian sourced components are arranged in a very compact WTW driver configuration, which lends itself to correct line array behavior, providing wide and even horizontal coverage of any venue or audience space.

The AX800A enclosure is moulded from structurally rigid polypropylene, internally ribbed to eliminate cabinet resonances, and provides the Transmission Line back loading path for the two 8" woofers, also allowing the rigging hardware to be fully integrated.



The Transmission Line back loading delivers clean mid-bass reproduction and natural cardioid behavior.


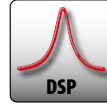


The AX800A and SW1800A powered subwoofer together make a formidable plug-and-play solution for a myriad of portable sound reinforcement situations, with the dual 18" SW1800A providing the lower octave of full frequency response, and enough SPL and coverage for small to medium indoor or outdoor events. Two AX800A cabinets can be pole mounted, with adjustable height and angle, over one subwoofer to give a powerful system for corporate audio-visual and small band applications that is quick and easy to set up and obtain consistently repeatable performance.

POWER AMPLIFIER

The AX1010A is powered by CLASS D power amplifier with SMPS. The innovative technology offers superior sound definition at any audio frequency, very high dynamics even for low level signals, and very low distortion even at maximum power.





AX1012A / AX1012P

12" Constant Curvature Array Element

AX1012A • Self-powered

AX1012P • Passive

AX1012PWH • Passive white textured paint

AX1012A is a versatile constant curvature full-range element that can be used to create both vertical and horizontal line source arrays and also as a highdirectivity point-source loudspeaker. The 1.4" (2,5" VC) high frequency compression driver is coupled to STW - Seamless Transition Waveguide, which ensures a precise control of mid-high frequencies both on horizontal (100°) and vertical axis (20°), maintained down to 950Hz. for a perfect acoustic coupling between the enclosures that form the array and a sharp SPL off-axis rejection used to avoid reflecting surfaces in the enclosure coupling plane and perfectly adjusts the acoustic coverage to the audience geometry.




STW

Thanks to the Seamless Transition Waveguide the system designer or sound engineer can build true line source horizontal or vertical arrays in 20° building blocks with seamless integration between cabinets



Traditional HF horns

Phase interactions between traditional stand-alone Point Source loudspeakers, featuring poor directionality, make it difficult to achieve consistent and lobefree dispersion. These phenomena produce destructive interferences that affect the tonal balance, clarity and intelligibility at many listening positions.



STW
Seamless Transition Waveguide

4-unit horizontal array (80°x100°)



4-unit down firing array (80°x100°)



3-unit vertical array (100°x60°)



3-unit ground stack array (100°x60°)



AX1012 arrays deliver seamless coverage only to desired areas minimizing unwanted reflections of walls and surfaces or avoiding interactions with other sound systems, with the stage or with other areas.

POWER AMPLIFIER

The AX1012A is powered by CLASS D power amplifier with SMPS. Output power : 900 Watts (LF) + 300 Watts (HF) Continuous.

The innovative technology used for these amplifiers offers superior sound definition at any audio frequency, very high dynamics even for low level signals, and very low distortion even at maximum power.



AX12C

12 x 3,5" High Output - Tour Grade - Column Array

AX12CWH • white version

The AX12C Line Array is a passive system equipped with twelve 3.5" neodymium transducers with waterproof cones, designed for portable and permanently installed applications where high power and clarity are needed.



The Front Diffraction Waveguide (FDW) delivers wide and stable horizontal 100° dispersion.



The construction techniques is based on Aluminium frame structure with integrated Fast and easy-to-use suspension system, making AX12C an effective Touring Grade solution.



AX12C column can be flown using the KPTAX12C flybar, making it an effective Touring Grade solution. It can also be combined with the AX6C in height-restricted spaces.



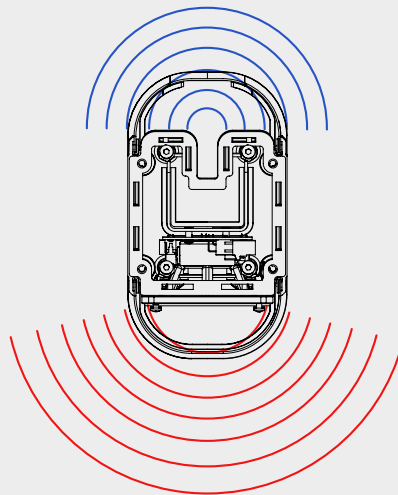

The integrated suspension system makes its deployment very fast and simple even in installed applications.

The AX12C line array module has been designed to be combined with the SW2100AV2, a compact and lightweight 21" subwoofer equipped with a 4000 W Class D amplifier and CORE DSP, remotely controlled via PRONET AX software, making it the perfect solution for high-performance portable sound reinforcement applications, or with Q-NEX and Q-NEX+ DSP rack-mount power amplifiers, which provide multiple presets for various combinations using the built-in CORE DSP, remotely controlled via PRONET AX or AUDIA software



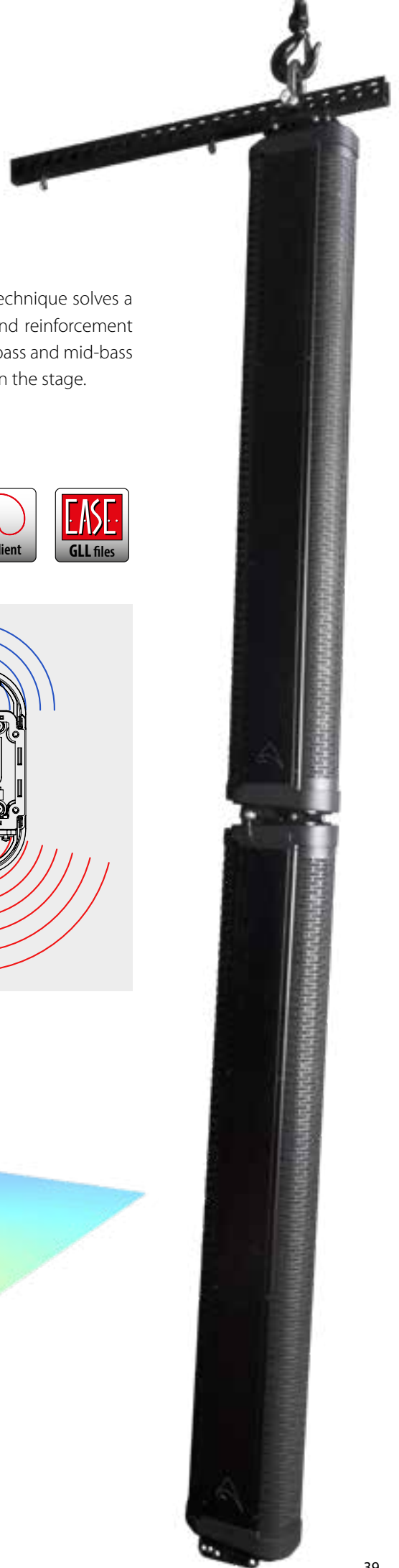
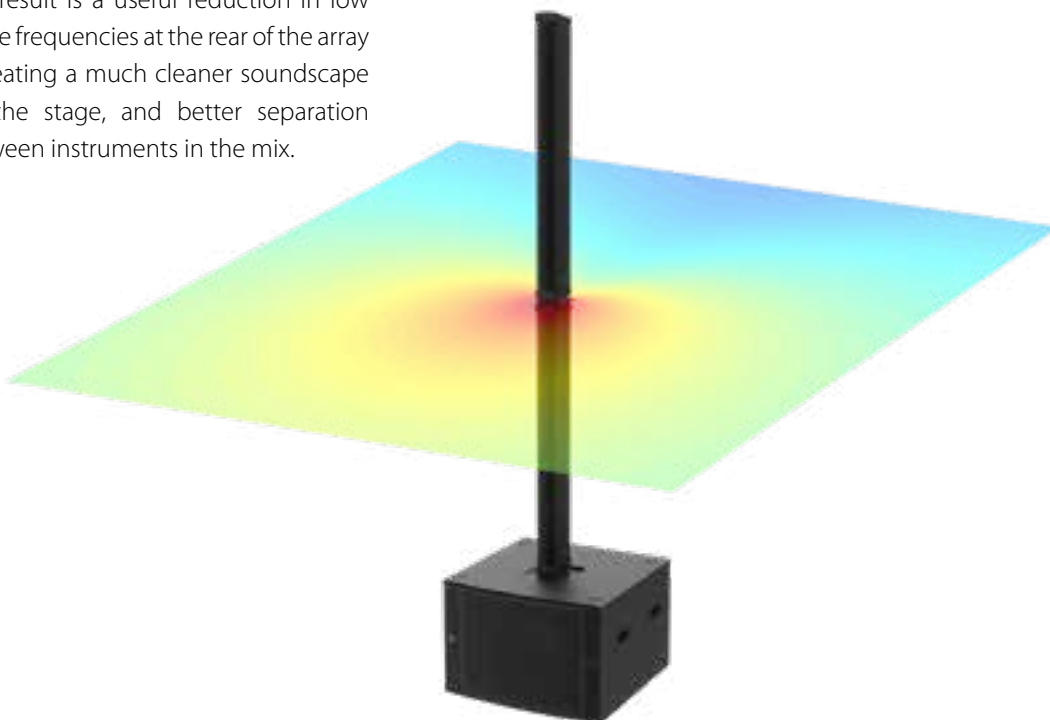


The Transmission Line back-loading technique solves a problem that can occur in many sound reinforcement situations - a perception of excessive bass and mid-bass frequencies behind the PA, and also on the stage.



By directing radiation from the back of the speaker cones out of phase with the radiation from the front of the speaker cones, Transmission Line back-loading effectively cancels some of the low frequency energy behind the speaker array, maintaining an equivalent balance between the PA and monitors.

The result is a useful reduction in low range frequencies at the rear of the array – creating a much cleaner soundscape on the stage, and better separation between instruments in the mix.





AX6C

6 x 3,5" High Output - Tour Grade - Column Array

AX6CWH • white version

Sharing the same attributes as the larger AX12C column array in a half-height enclosure, it consists of six 3.5" drivers and can be combined with AX12C and AX12LF columns in multiple column systems, in various configurations, to match the physical space available. The AX6C can be powered either using the SW2100AV2 active subwoofer or Q-NEX and Q-NEX+ DSP rack-mount power amplifiers, which provide multiple presets for various combinations using the built-in CORE DSP, remotely controlled via PRONET AX or AUDIA software



KPTPOLEAX12C
Pole Adapter

KPTWAX6C



Wall/ceiling/floor bracket

KPTFAXC



Foam floor stand

AX12LF

12 x 3,5" High Output Low frequency Column Array

AX12LFWH • white version

The AX12LF line array is a passive low-frequency loudspeaker equipped with twelve 3.5" long-excursion transducers, designed to provide extended low-frequency response for AX12C and AX6C columns. Wherever an external subwoofer is not needed or cannot be accommodated due to space restrictions, such as in speech applications or corporate events, the AX12LF provides an additional octave of frequency response down to 90 Hz in the same-width enclosure.

Its common suspension system enables perfect integration with Axiom column array elements, either flown or ground-supported. The AX12LF can be powered either using the SW2100AV2 active subwoofer or Q-NEX and Q-NEX+ DSP rack-mount power amplifiers, which provide multiple presets for various combinations using the built-in CORE DSP, remotely controlled via PRONET AX or AUDIA software.



AX6C

AX12LF

KPTFAX12C
Floor Stand with 4 legs

AX16CL

16 x 2.5" High Output - Tour Grade - Slim Column Array

AX16CLCWH • white version


The AX16CL is a slim Column Array equipped with sixteen 2.5" Hi-Fi full range transducers, designed for portable and permanently installed applications that require both functionality and a sense of design. A combination of stylish design and outstanding performance features makes AX16CL ideal for Live Sound applications and for installations such as auditoriums, conference rooms, House of Worship, fill applications, audio for video, and all applications where slim, compact design and high performance is desired.





Sixteen Hi-Fi 2.5" transducers cones provide a wide horizontal and narrow vertical coverage which produce consistent sound levels from the front to the back of the listening area, without having to use bulky multiple speaker cabinets.




The integrated suspension system makes its deployment very fast and simple even in installed applications. allowing to make elegant sound systems that respect the design of rooms and scenography.



The aluminum frame box structure ensures lightweight, strength but allowed also to achieve an original design and an unique performance-to-size ratio.

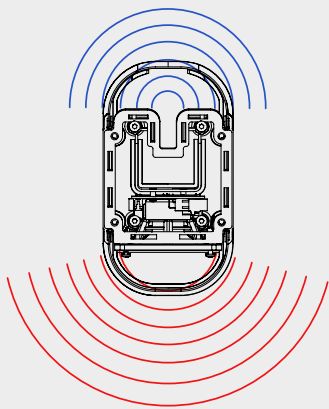




TRANSMISSION LINE BACK-LOADING

The Transmission Line back-loading technique solves a problem that can occur in many sound reinforcement situations - a perception of excessive bass and mid-bass frequencies behind the PA, and on the stage.

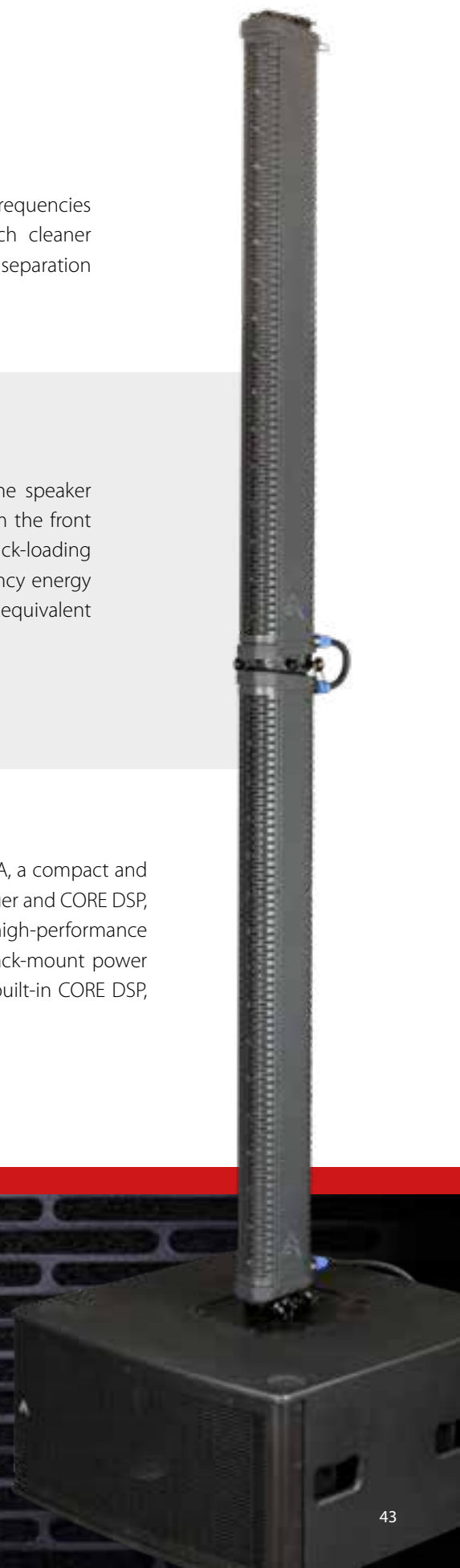
The result is a useful reduction in low range frequencies at the rear of the array, creating a much cleaner soundscape on the stage, and better separation between instruments in the mix.



By directing radiation from the back of the speaker cones out of phase with the radiation from the front of the speaker cones, Transmission Line back-loading effectively cancels some of the low frequency energy behind the speaker array, maintaining an equivalent balance between the PA and monitors.

SET IT UP IN NO TIME AT ALL

The AX16CL Column Array has been designed to be combined with the SW212A, a compact and lightweight dual 12" subwoofer equipped with a 1400 W + 1400 W Class D amplifier and CORE DSP, remotely controlled via PRONET AX software, making it the perfect solution for high-performance portable sound reinforcement applications, or with Q-NEX and Q-NEX+ DSP rack-mount power amplifiers, which provide multiple presets for various combinations using the built-in CORE DSP, remotely controlled via PRONET AX or AUDIA software.




AX8CL

8 x 2.5" High Output - Tour Grade - Slim Column Array

AX8CLWH • white version

AX8CL consists of eight 2.5" transducers, sharing the same attributes as the larger AX16CL column array in a half-height enclosure, it can be combined with AX16CL in multiple column systems in various configurations to match the physical space and desired throw distances.



Sixteen Hi-Fi 2.5" transducers cones provide a wide horizontal and narrow vertical coverage which produce consistent sound levels from the front to the back of the listening area, without having to use bulky multiple speaker cabinets.



The integrated suspension system makes its deployment very fast and simple even in installed applications, allowing to make elegant sound systems that respect the design of rooms and scenography.



The aluminum frame box structure ensures lightweight, strength but allowed also to achieve an original design and an unique performance-to-size ratio.




AX4CL

4 x 2.5" High Output - Tour Grade - Slim Column Array


AX4CLWH • white version

AX4CL consists of four 2.5" transducers, sharing the same attributes as the two larger AX16CL and AX8CL column arrays, but unlike them it is intended to be used as a stand-alone loudspeaker in fixed or mobile installations, front-fill applications and low-profile stage monitoring solutions.



Thanks to its elegant mechanical design the AX4CL can be easily transported, while the integrated suspension system makes its deployment very fast and simple.

Each unit comes with two aluminum brackets and two pins that allows multiple array elements to be easily combined either together, with inter-cabinet angles of 0°, 2° and 4°.



AX LINE ARRAYS

TECHNICAL SPECIFICATIONS

	AX2022A	AX2022P	AX2010AV2	AX2010P	AX2065AV2	AX2065P
System Architecture	Powered	Passive	Powered	Passive	Powered	Passive
Deployment	Variable Curvature		Variable Curvature		Variable Curvature	
Transducers	2 x 10" (dual 3,5"VC) LF 2 x Coaxial (3" Mid + 2" High) HF		2 x 10" (2.5 VC) LF 2 x 1.4" (2.5"VC) HF		2 x 6.5" (2.5 VC) LF 2 x 1.4" (2.5"VC) HF	
Frequency Response	65 Hz - 18kHz ±3dB (processed)		75 Hz - 18kHz ±3dB (processed)		80 Hz - 18kHz ±3dB (processed)	
Nominal Impedance	N/A	8 Ω + 8 Ω	N/A	8 Ω + 8 Ω	N/A	8 Ω + 8 Ω
Max Peak SPL	146 dB @ 1m (AES 75)		138 dB SPL @ 1m		129 dB SPL @ 1m	
Power Handling	N/A	1600W+280W (AES) 3200W+560W (Prgm)	N/A	700W+150W (AES) 1400W+300W (Prgm)	N/A	400W + 75W (AES) 800W + 150W (prgm)
Amplifier Power Output	4000 W + 4000 W Class D (continuous Pwr.)	N/A	1000W + 1000W ClassD (continuous Pwr.)	N/A	1000W + 1000W Class D (continuous Pwr.)	N/A
Coverage Angle @ -6dB points	100° H x 10° V		110° H x 10° V	110° H x 10° V	110° H x 12° V	110° H x 12° V
Dimensions (WxHxD) mm / ins	942 x 295 x 650 37,0" x 11,61" x 25,59"		746 x 341 x 530 29.4" x 13.4" x 20.9"	746 x 341 x 530 29.4" x 13.4" x 20.9"	583 x 244 x 481 22.9" x 9.6" x 18.9"	583 x 244 x 481 22.9" x 9.6" x 18.9"
Net Weight	58.0 kg / 127.8 lbs	55.0 kg / 121.3 lbs	40.3 kg / 88.7 lbs	39.9 kg / 87.9 lbs	22.5 kg / 49.6 lbs	19.2 kg / 42.3 lbs
Enclosure	30mm and 15mm Phenolic Birch Plywood		15mm phenolic birch plywood		15mm phenolic birch plywood	
Finish	Black textured paint		Black textured paint White textured paint	Black or White textured paint	Black or White textured paint	Black or White textured paint
Rigging	Integrated system		Integrated system	Integrated system	Integrated system	Integrated system
Mains connectors	PowerCON™ TRUE1	N/A	PowerCON™	N/A	PowerCON™	N/A



	AX800ANE0	AX800A	AX1012A	AX1012P
System Architecture	Powered	Powered	Powered	Passive
Deployment	Variable Curvature		Variable Curvature	
Transducers	2 x 8" (2"VC) LF 1 x 1.4" (2.5"VC) HF		1 x 12" (3"VC) LF 1 x 1.4" (2.4"VC) HF	
Frequency Response	85 Hz - 16.8kHz ±3dB (processed)		65 Hz - 17 kHz -6dB (processed)	
Nominal Impedance	N/A		N/A	8 Ω + 8 Ω
Max Peak SPL	133.5 dB SPL @ 1m	132 dB SPL @ 1m	134 dB SPL @ 1m	
Power Handling	N/A		N/A	600W+75W (AES) 1200W+150W (Prgm)
Amplifier Power Output	800 W + 400 W Class D (continuous Pwr.)	900 W + 300 W Class D (continuous Pwr.)	900W + 300W Class D (continuous Pwr.)	N/A
Coverage Angle @ -6dB points	100° H x 10° V		100° H x 20° V	
Dimensions (WxHxD) mm / ins	600 x 265 x 516 23.6" x 10.5" x 20.3"		246 x 611 x 500 9.7" x 24.0" x 19.7"	
Net Weight	22.5 kg / 49.6 lbs	25 kg / 55.1 lbs	32.5 kg / 71.6 lbs	30.5 kg. / 67.3 lbs
Enclosure	Polypropylene		15mm phenolic birch plywood	
Finish	Black textured		Black textured paint	Black or White textured paint
Rigging	Integrated system		Captive suspension system	
Mains connectors	PowerCON™	PowerCON™	PowerCON™	N/A

The essence of Sound

AX LINE ARRAYS

TECHNICAL SPECIFICATIONS

	AX12C	AX6C	AX12LF
System Architecture	Passive	Passive	Passive
Deployment	Column	Column	Column
Transducers	12 x 3.5" Full Range	6 x 3.5" Full Range	12 x 3.5" Full Range
Frequency Response	180 Hz - 16kHz ±3dB (processed)	200 Hz - 16kHz ±3dB (processed)	90 Hz - 200Hz ±3dB (processed)
Nominal Impedance	16 Ω	32 Ω	8 Ω
Max Peak SPL	130 dB SPL @ 1m	124 dB SPL @ 1m	124 dB SPL @ 1m
Power Handling	360 W (AES) 720 W (Prgm)	180 W (AES) 360 W (Prgm)	320 W (AES) 640 W (Prgm)
Amplifier Power Output	N/A	N/A	N/A
Coverage Angle @ -6dB points	100° H x 2° V	100° H x 2° V	3600° H x 2° V
Dimensions (WxHxD) mm / ins	107 x 1166 x 193 4.2" x 45.9" x 7.6"	107 x 626 x 193 4.2" x 24.6" x 7.6"	107 x 1166 x 193 4.2" x 45.9" x 7.6"
Net Weight	13 kg / 28.6 lbs	6.6 kg / 13.8 lbs	13.2 kg / 29 lbs
Enclosure	Alluminium Extruded	Alluminium Extruded	Alluminium Extruded
Finish	Black paint White paint	Black paint White paint	Black paint White paint
Rigging	Integrated system optional brackets	Integrated system optional brackets	Integrated system optional brackets
Mains connectors	N/A	N/A	N/A

	AX16CL	AX8CL	AX4CL
System Architecture	Passive	Passive	Passive
Deployment	Column	Column	Column
Transducers	16 x 2.5" Full Range	8 x 2.5" Full Range	4 x 2.5" Full Range
Frequency Response	200 Hz - 16kHz ±3dB (processed)	200 Hz - 16kHz ±3dB (processed)	200 Hz - 16kHz ±3dB (processed)
Nominal Impedance	32 Ω	64 Ω	32 Ω
Max Peak SPL	128 dB SPL @ 1m	122 dB SPL @ 1m	116 dB SPL @ 1m
Power Handling	320 W (AES) 640 W (Prgm)	160 W (AES) 320 W (Prgm)	80 W (AES) 160 W (Prgm)
Amplifier Power Output	N/A	N/A	N/A
Coverage Angle @ -6dB points	80° H x 2° V	80° H x 2° V	80° H x 2° V
Dimensions (WxHxD) mm / ins	90 x 1190 x 154 3.5" x 46.9" x 6.1"	90 x 654 x 154 3.5" x 25.8" x 6.1"	90 x 390 x 154 3.5" x 15.3" x 6.1"
Net Weight	11,5 kg / 25.4 lbs	6 kg / 12.2 lbs	4 kg / 8.8 lbs
Enclosure	Alluminium Extruded	Alluminium Extruded	Alluminium Extruded
Finish	Black paint White paint	Black paint White paint	Black paint White paint
Rigging	Integrated system optional brackets	Integrated system optional brackets	Integrated system optional brackets
Mains connectors	N/A	N/A	N/A

The essence
of Sound

SW SUBWOOFERS

High-performance subwoofer systems designed for scalable touring and installation applications. Three subwoofer system formats:

- ***Direct Radiating Systems***
- ***Hybrid Acoustic Loadings***
- ***Multi-pattern Gradient Systems***

Delivering high output, extended low-frequency performance and precision directivity, SW systems combine advanced processing, flexible deployment and premium transducer engineering.



SW2421CFA / SW2421CFP



24" + 21" Very High Output Flyable Multi-Pattern Gradient Subwoofer

SW2421CFA: Flyable Sub - Active

SW2421CFP: Flyable Sub - Passive

SW2421CA: Floor Sub - Active

SW2421CP: Floor Sub - Passive



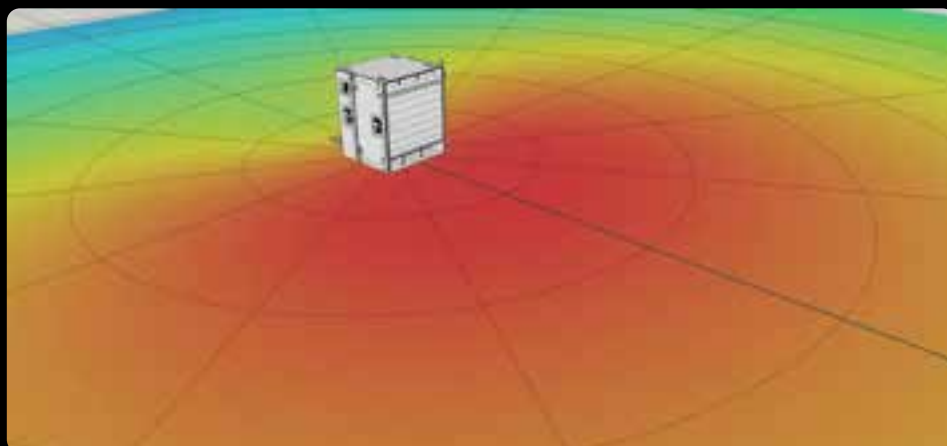
The SW2421CF system is a very high-output 24" + 21" flyable native cardioid subwoofer designed to extend system bandwidth while maintaining precise low-frequency directivity. Engineered for seamless integration with AX2022 line array systems, it enables full-range performance with controlled dispersion down to the lowest frequencies

Its acoustic design combines high-efficiency transducers with an optimized enclosure and loading architecture to deliver deep, controlled low-frequency reproduction with exceptional output capability.



Unlike traditional cardioid systems that require specific cabinet positioning or array configurations, the SW2421CP achieves directional control within a single enclosure.

This simplifies deployment, improves consistency, and enables rapid mode switching without physical reconfiguration.



Multi-Pattern Gradient Architecture

The 24-inch driver serves as the primary low-frequency radiator, optimized for maximum displacement and acoustic output at the lowest frequencies.

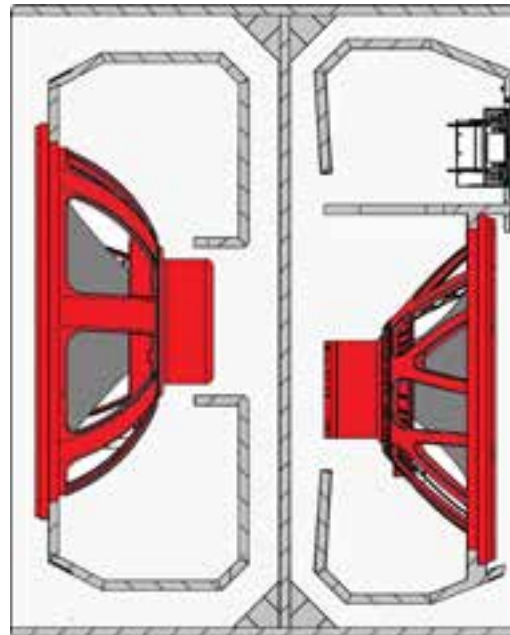
The 21-inch driver operates as an active rear element, and through precise amplitude, phase, and delay management between the two transducers, directional radiation patterns are generated and controlled entirely through DSP presets.

The interaction between these transducers generates directional radiation patterns fully controlled by DSP presets. Three operating modes are available:

1. **Cardioid** for maximum rear rejection and stage control
2. **Hypercardioid** for narrower forward coverage with stronger focus and moderate rear energy
3. **End Fire** for maximum forward summation and output, suited to high-impact applications.

24"

Primary
Woofers




21"

Secondary
Woofers

Integrated DSP & Networking

Integrated 5th-gen SHARC+ DSP (32-bit/24-bit) and 121 dB dynamic range, available onboard in **SW2421CFA** and via Q-NEX+ amplification for **SW2421CFP**.



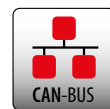
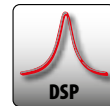
Dual Gigabit ports support AVB-Milan audio networking with **AES70** control, all managed through the **AUDIA** unified software platform



SW2421CFA features two 4000 W Class-D power modules with SMPS and PFC, delivering high efficiency, compact design, and full dynamic headroom, for a total of 8000 W continuous power.



SW2421CFA and Q-NEX+ powered **SW2421CFP** systems integrate seamlessly within the same AUDIA control environment.



SW218XAV2 / SW218XP


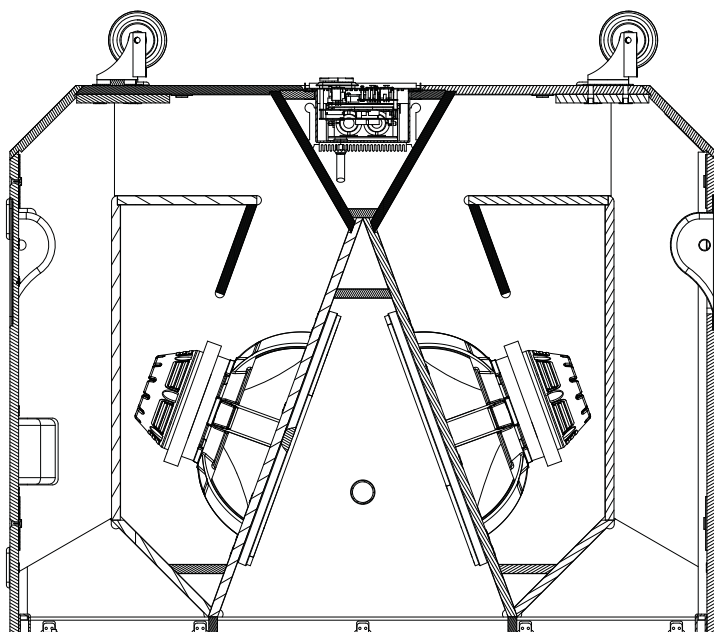
High Output Dual 18" Manifolded Subwoofer

SW218XAV2 • Self-powered

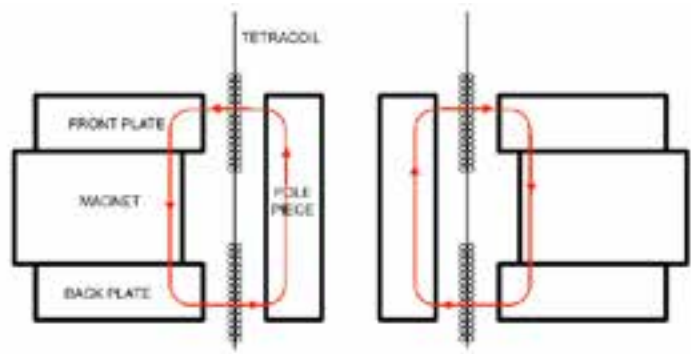
SW218XP • Passive

The SW218X is the ideal solution for rental and installation companies looking to increase total system SPL capability for the same amount of physical inventory. It is well suited to concert touring and festival applications requiring higher levels of low frequency response such as hard rock and electronic music.

The reinforced birch plywood enclosure is fitted with stacking feet to enable stable ground stacks, and heavy duty wheels for easy transportation.



TETRACOIL TECHNOLOGY



Two separate voice coils wound on both side of the same former and suspended in two axially separated magnetic gaps, enabling extreme excursion of the cone and excellent thermal dissipation.



The Manifolded Transmission Line combines two acoustic principles: manifold loading the output of two cone drivers for beneficial mutual coupling and improved efficiency, while simultaneously Transmission Line loading the rear of the cones, thereby speeding up transient response and further increasing efficiency.

SW218XFAV2 features a Class D amplifier module with PFC, (Power Factor Correction), which delivers in an ultracompact package 4000W from its two channels.

SW36XFAV2 / SW36XFP

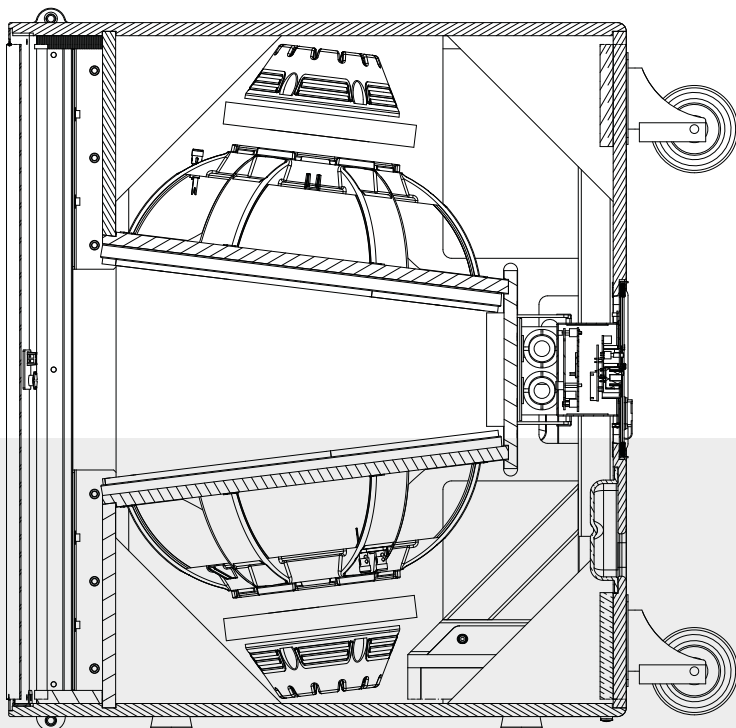
Dual 18" Manifolded Bandpass Subwoofer

SW36XFAV2 • Self-powered

SW36XFP • Passive

SW36XFPWH • Passive white textured paint

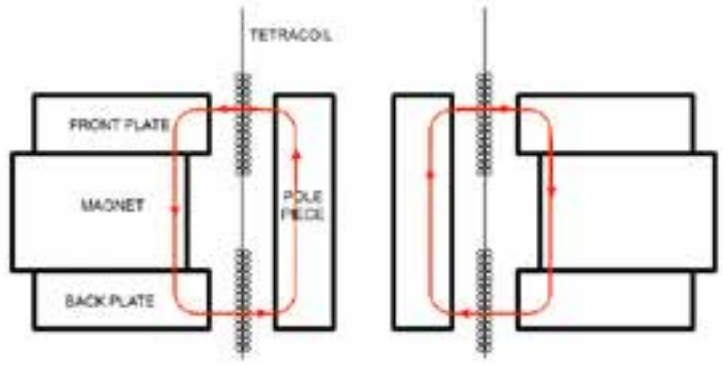
Designed to be flown with AX2010 line array modules, the SW36XF provides an elegant solution to delivering 'bass in the sky' from a flown cluster, with usable response down to 36 Hz. When positioned at the top of the array its integrated rigging hardware mates with the AX2010 A/P and the curved grille profile also matches the AX2010, forming a neat and unobtrusive cluster.



Offering impressive efficiency from a compact cabinet, the SW36XF uses a combination of manifold and bandpass loading techniques to achieve an impressive 143 dB peak output.

Its dual 18" low frequency drivers feature 4" Tetracoil dual voice coils, which have the equivalent performance to a single 6" voice coil.


TETRACOIL TECHNOLOGY



Two separate voice coils wound on both side of the same former and suspended in two axially separated magnetic gaps, enabling extreme excursion of the cone and excellent thermal dissipation.

SW36XFAV2 features a Class D amplifier module with PFC, (Power Factor Correction), which delivers in an ultra-compact package 2 x 2000W.





SW1800AV2


Dual 18" Powered Manifolded Subwoofer

The SW1800AV2 is a lightweight compact subwoofer designed for rental companies and fixed installations requiring high power-to-size ratio. It can be used in a wide range of multiple subwoofer setups, such as arc delays, end-fire or cardioid configurations, and it can deliver high efficiency and punchy lows from a compact enclosure.

The two custom 3" voice coil 18" drivers are loaded by a Manifolded Bandpass design that maximises mutual coupling between the drive units to gain advantages in definition both at the lowest frequencies and in the upper bass region.



The integrated Class D amplifier with SMPS delivers 1400 watts into each driver individually, offering superior sound quality with very low distortion even down to sub-bass frequencies. The birch plywood cabinet is equipped with heavy duty wheels, stacking feet, flush handles, and two pole mount sockets to allow flexible mounting arrangements.



SW215P / SW215FP SW215AV2 / SW215FAV2

Dual 15" Manifolded Subwoofer

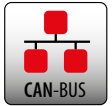

- SW215AV2** • Self-powered
- SW215FAV2** • Flyable, Self-Powered
- SW215P** • Passive
- SW215FP** • Flyable, Passive

The SW215 system is a compact double 15" subwoofer, physically and sonically compatible with AX2065 compact line arrays, designed for high quality sound reinforcement in touring applications and fixed installations such as musicals, fashion shows, corporate events, live music venues, theatres, and concert halls. It represents also the best complement to large systems such as side-fills and drum fills to provide solid and cohesive bass response. The SW215 system features a unique, innovative Manifolded Bandpass cabinet configuration to deliver articulate and punchy upper bass frequencies with an emphasis on the 60 Hz to 90 Hz region where much of the impact of today's music is felt.

The SW215FP and SW215FAV2 are flown version with integral flying hardware able to be easily integrated with the AX2065, providing an elegant solution in a unique flown cluster.



The SW215AV2 includes a 2800 watt Class D amplifier module with advanced CORE DSP processing that can be very easily controlled and monitored with PROEL's intuitive PRONET AX software running on a Windows PC, providing a high degree of driver protection and security.



SW18AV2 / SW18P

18" Direct Radiating Subwoofer

SW18AV2 • Self-powered

SW18P • Passive

SW18PWH • Passive white textured paint

The SW18 is a high power compact subwoofer designed to partner ED Series point source loudspeakers for fixed installations in discotheques, nightclubs and bars, and live music clubs, and for portable corporate audio-visual applications. It features a high excursion 4" voice coil, 18" driver equipped with a double centred spider that maintains linear voice coil travel even at high output levels. The phenolic birch plywood cabinet is equipped with a pole mount socket, stacking feet, flush handles, and heavy duty wheels to enable easy handling and transportation. It will deliver punchy bass performance from a very compact cabinet, and thanks to.

The powered SW18AV2 features an integrated 2800 watt class D amplifier module that provides convenience and simplicity of connection for portable sound reinforcement applications.





SW210P

Dual 10" Direct Radiating Subwoofer

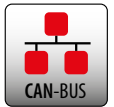

SW210P • Passive

SW210PWH • Passive white textured paint

The SW210P is a very compact direct radiating subwoofer that due to its low profile is ideal for permanently installing in live music, nightclub and bar environments where subs may have to be fitted under seating or in confined spaces.

The two custom 10" drivers feature advanced suspension mechanics that allow extremely linear voice coil travel even under high excursion conditions, and can move significant amounts of air to provide powerful and dynamic bass performance. Threaded rigging points are also provided on the phenolic birch plywood cabinet to enable it to be flown within suspended ceilings.





SW2100AV2 / SW2100PV2

High Output 21" Subwoofer

SW2100AV2 • Self-powered

SW2100PV2 • Passive

SW2100PWHV2 • Passive white textured paint

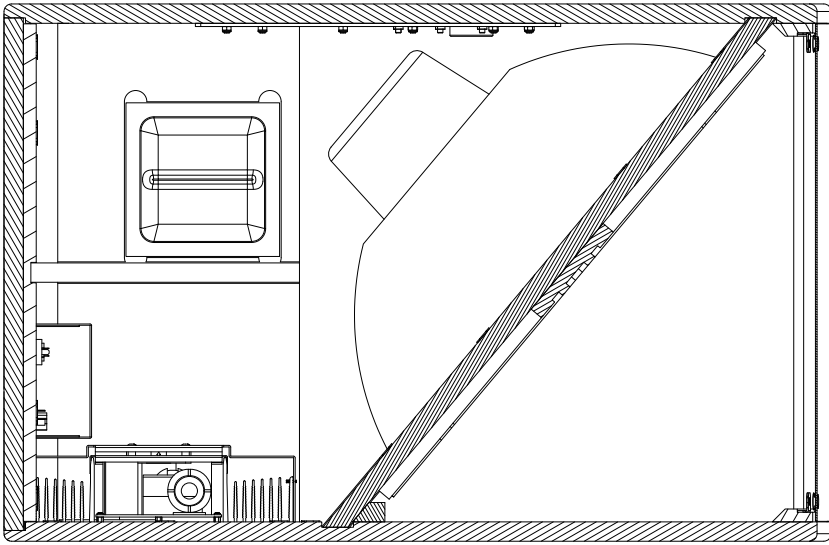
The SW2100AV2 is a high output Band-Pass/Bass-Reflex subwoofer designed to provide a deep and defined low-frequency extension not only to AX12C and AX6C column arrays, but also to several other AX and ED loudspeaker systems.

It features a Class D amplifier module with PFC, Power Factor Correction, which delivers in an ultra-compact package 2000W from each of its two channels: one channel is used to drive the 21" woofer, the other, through an output SPEAKON connector, can power AX12C or AX6C line array modules.

CORE 2 digital signal processing provides optimised presets for use in conjunction with various combinations of AX12C and AX6C elements.



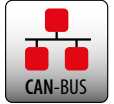
The drive unit is a 4" voice coil 21" neodymium transducer equipped with triple-roll suspension to maintain linear coil travel over the very high excursion, needed to deliver exceptional SPL at frequencies as low as 34Hz.



An integrated metal plate provides a mounting point for AX Series column speakers and heavy duty wheels enable transportation.

The powered version SW2100AV2 is specifically designed to be used with AX12C and AX6C column arrays.





SW212A

Dual 12" High Output, Powered Bandpass Subwoofer

The SW212A is a very compact Band-Pass/Bass-Reflex subwoofer providing high output and extended low frequency response.

It is equipped with a two 12" neodymium transducers with a 3.5" aluminium voice coil, large displacement suspension system, and water repellent cone, able to provide clean and undistorted LF reproduction at very high SPL.

The SW212A is powered by a new generation of CLASS D power amplifier with digitally-controlled SMPS, which offers top performance, superior sound definition at any audio frequency, very high dynamics for low level signals, very low distortion even at maximum power, higher dynamic range, very compact size, light weight, and efficiency above 90%.



The assembly of a System is a great example of the AXIOM design.

Visually discreteness, elegance and high performance-to-size ratio, best match different architectural needs of a multitude of environments.




AX8CL

AX16CL

AX16CL

AX16CL



The SW212A has been mainly designed to provide the optimal low frequency extension to the AX16/8CL line array modules.

SET IT UP IN NO TIME AT ALL

The SW212A features on the top panel a special metal plate and it comes with a dedicated bracket for fast coupling with the AX16/8CL's rigging hardware.

SW SUBWOOFERS

TECHNICAL SPECIFICATIONS

	SW2421CFA	SW2421CA	SW2421CFP	SW2421CP
System Architecture	Powered	Powered	Passive	Passive
Deployment	Flyable	Floor Stacked	Flyable	Floor Stacked
Transducers	24" (6"VC) + 21" (4.5" Tetracoil VC)			
Frequency Response	30 Hz - 92Hz ±3dB (processed)			
Nominal Impedance	N/A		8 Ω + 8 Ω	
Max Peak SPL	146 dB @ 1m (AES 75)			
Power Handling	N/A		2500 + 1800 W (AES) 5000+4000 W (Prgm)	
Amplifier Power Output	4000 W + 4000 W Class D (continuous Pwr.)		N/A	
Polar Pattern	Cardioid - Hyper - End-fire			
Dimensions (WxHxD) mm / ins	880 x 1013 x 800 34,6" x 39,9" x 31,5"	830 x 1013 x 800 32,7" x 39,9" x 31,5"	880 x 1013 x 800 34,6" x 39,9" x 31,5"	830 x 1013 x 800 32,7" x 39,9" x 31,5"
Net Weight	165.5 kg / 364.8 lbs	139.0 kg / 306.5 lbs	157.5 kg / 347.2 lbs	131.0 kg / 288.8 lbs
Enclosure	Birch plywood			
Finish	Black textured paint			
Rigging	Integrated system	Optional Rigging Kit	Integrated system	Optional Rigging Kit
Mains connectors	PowerCON™ TRUE1		N/A	



	SW218XAV2	SW218XP	SW36XFAV2	SW36XFP	SW1800AV2
System Architecture	Powered	Passive	Powered	Passive	Powered
Deployment	Floor Stacked		Flyable		Floor Stacked
Transducers	2 x 18" (4"VC) Tetracoil Technology				2 x 18" (4"VC)
Frequency Response	30 Hz - 92Hz ±3dB (processed)		36 Hz - 100Hz ±3dB (processed)		36 Hz - 115Hz ±3dB (processed)
Nominal Impedance	N/A	8 Ω + 8 Ω	N/A	8 Ω + 8 Ω	N/A
Max Peak SPL	143 dB @ 1m (AES 75)		143 dB @ 1m (AES 75)		139 dB @ 1m (AES75)
Power Handling	N/A	1800+1800 W (AES) 3600+3600 W (Prgm)	N/A	1800+1800 W (AES) 3600+3600 W (Prgm)	N/A
Amplifier Power Output	2000 W + 2000 W Class D (continuous Pwr.)	N/A	2000 W + 2000 W Class D (continuous Pwr.)	N/A	1400 W + 1400 W Class D (continuous Pwr.)
Polar Pattern	Omnidirectional		Omnidirectional		Omnidirectional
Dimensions (WxHxD) mm / ins	1215 x 590 x 950 47.9" x 23.2" x 37.4"		745 x 825 x 600 29.3" x 32.5" x 23.6"		570 x 960 x 880 22.4" x 13.8" x 34.6"
Net Weight	121.2 kg / 267.2 lbs	114 kg / 251.3 lbs	91.2 kg / 201.1 lbs	87.4 kg / 192.7 lbs	70 kg / 154.3 lbs
Enclosure	Birch plywood		Birch plywood		Birch plywood
Finish	Black textured paint		Black or White textured paint		Black textured paint
Rigging	N/A	N/A	Integrated system		N/A
Mains connectors	PowerCON™ TRUE1	N/A	PowerCON™ TRUE1	N/A	PowerCON™ TRUE1



SW SUBWOOFERS


TECHNICAL SPECIFICATIONS

	SW215AV2	SW215FAV2	SW215P	SW215FP	SW18P	SW18AV2
System Architecture	Powered	Powered	Passive	Passive	Passive	Powered
Deployment	Floor Stacked	Flyable	Floor Stacked	Flyable	Floor Stacked	Floor Stacked
Transducers	2 x 15" (3"VC)		2 x 15" (3"VC)		1 x 18" (4"VC)	1 x 18" (4"VC)
Frequency Response	39 Hz - 120Hz ±3dB (processed)		39 Hz - 120Hz ±3dB (processed)		36 Hz - 100Hz ±3dB (processed)	36 Hz - 100Hz -6dB (processed)
Nominal Impedance	N/A		8 Ω + 8 Ω		8 Ω	N/A
Max Peak SPL	139 dB @ 1m (AES75)		139 dB @ 1m (AES75)		132 dB @ 1m (AES75)	
Power Handling	N/A		700+700 W (AES) 900+900 W (Prgm)		800 W (AES) 1200 W (Prgm)	N/A
Amplifier Power Output	1400 W + 1400 W Class D (continuous Power.)		N/A		N/A	2800 W Class D (continuous Pwr.)
Polar Pattern	Omnidirectional		Omnidirectional		Omnidirectional	
Dimensions (WxHxD) mm / ins	571 x 800 x 582 22.5" x 31.5" x 22.9"		571 x 800 x 582 22.5" x 31.5" x 22.9"		650 x 500 x 564 25.6" x 19.7" x 22.2"	
Net Weight	64.5 kg / 142.2 lbs	68.5 kg / 151 lbs	61 kg / 134.5 lbs	65 kg / 143.3 lbs	40 kg / 88.2 lbs	42.5 kg / 93.7 lbs
Enclosure	Birch plywood		Birch plywood		Birch plywood	
Finish	Black textured paint	Black or White textured paint	Black textured paint	Black or White textured paint	Black textured paint	
Rigging	N/A	Integrated system	N/A	Integrated system	N/A	N/A
Mains connectors	PowerCON™		N/A		N/A	PowerCON™ TRUE1




	SW210P	SW2100AV2	SW2100PV2	SW212A
System Architecture	Passive	Powered+Passive Link	Passive	Powered+Passive Link
Deployment	Flyable	Floor Stacked	Floor Stacked	Floor Stacked
Transducers	2 x 10" (3"VC)	1 x 21" (4"VC)	1 x 21" (4"VC)	2 x 12" (3.5"VC)
Frequency Response	45 Hz - 100Hz -6dB (processed)	34 Hz - 180Hz -6dB (processed)	34 Hz - 180Hz -6dB (processed)	38 Hz - 220Hz +3dB (processed)
Nominal Impedance	8 Ω + 8 Ω	N/A	8 Ω	N/A
Max Peak SPL	130 dB @ 1m (AES75)	138 dB @ 1m (AES75)		134 dB @ 1m (AES75)
Power Handling	350+350 W (AES) 700+700 W (Prgm)	N/A	1600 W (AES) 3200 W (Prgm)	N/A
Amplifier Power Output	N/A	2000 W + 2000W Class D (continuous Pwr.)	N/A	1400 W + 1400W Class D (continuous Pwr.)
Polar Pattern	Omnidirectional	Omnidirectional	Omnidirectional	Omnidirectional
Dimensions (WxHxD) mm / ins	650 x 310 x 410 25.6" x 12.2" x 16.1"	511 x 554 x 770 20.1" x 21.8" x 30.3"		710 x 354 x 700 27.9" x 13.9" x 27.6"
Net Weight	30 kg / 66 lbs	61 kg / 134.2 lbs	56 kg / 123.4 lbs	43.5 kg / 95.9 lbs
Enclosure	Birch plywood	Birch plywood		Birch plywood
Finish	Black or White textured paint	Black or White textured paint	Black or White textured paint	Black textured paint
Rigging	N/A	N/A	N/A	N/A
Mains connectors	N/A	PowerCON™ TRUE1	N/A	PowerCON™ TRUE1





CX STAGE MONITORS



High-performance coaxial stage monitors designed for precision monitoring and flexible sound reinforcement applications:

- ***Coaxial Monitoring Systems***
- ***Dual-Angle Low-Profile Systems***
- ***Multi-Purpose Monitor / FOH Systems***

Delivering high output, precision coverage and consistent off-axis performance, CX systems combine advanced coaxial acoustics, flexible deployment and premium transducer technologies.



CXL12A

12" Coaxial Powered Stage Monitor

CXL12A is the lightest and most compact stage monitor of CX series, weighing in at only 15 kg and standing just 32 cm high and 45 cm wide. These characteristics make it ideal for applications that require a discreet footprint, controlled directivity and the highest possible performance/weight ratio. This monitor combines a high-performance coaxial transducer with a carefully designed cabinet and powerful electronics, which enable it to deliver very high SPL before feedback and excellent intelligibility, even at very high levels.


The coaxial design of the transducer provides a very stable acoustic pattern on both horizontal and vertical axes. The motor of this component uses a single neodymium magnet configuration to reduce the delay between the two sources, eliminating time and phase problems. For the high frequencies, CXL12A uses a low-distortion compression driver with a 1.7" aluminum voice coil and a polyimide diaphragm. This driver is coupled with a **proprietary horn** that provides a precise and controlled radiation with a divergence of 50° in the horizontal plane and 70° in the vertical. The 12" woofer incorporates a 2.5" voice coil and features a water-repellent cone, which enables CXL12A to be used in adverse weather conditions.



The shape of the cabinet permits a choice between two deployment angles, 60° and 40° relative to the floor, therefore allowing the user to adjust for different throw distances from the musicians according to the size of the stage and to the type of monitoring needed. A convenient dual-angle flange also allows the CXL12A to be mounted on a standard speaker stand, for use as a multipurpose front-of-house enclosure.

The powerful class D amplifier and CORE DSP processing enable the CXL12A to develop very high sound pressure levels before feedback and provide excellent intelligibility, even at very high output levels. The CORE LT DSP signal processing includes a sophisticated Dynamic EQ, which can accurately shape the system's sound, while maintaining a full dynamic range at any level. Five EQ presets are available to adapt the monitor to different applications, including use as a FoH system.





CXL15A

15" Coaxial Powered Stage Monitor

The CXL15A is the latest addition to the renowned Coaxial Stage Monitors CX series, designed as the larger counterpart to the successful CXL12A. Introducing a larger 15" coaxial speaker, the CXL15A maintains the key attributes that set the CXL12A apart, solidifying its position as one of the lightest and most compact stage monitors in its category. These characteristics make it ideal for applications that require a discreet footprint, controlled directivity and the highest possible performance/weight ratio. This monitor combines a high-performance coaxial transducer with a carefully designed cabinet and powerful electronics, which enable it to deliver very high SPL before feedback and excellent intelligibility, even at very high levels.

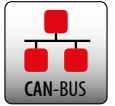
The transducer's coaxial design ensures a stable acoustic pattern in both horizontal and vertical axes. Its motor employs a single neodymium magnet configuration, reducing delay and eliminating time and phase issues. For high frequencies, the CXL15A utilizes a low-distortion compression driver with a 1.7" aluminum voice coil and polyimide diaphragm. Paired with a proprietary horn, it delivers precise radiation with a 50° horizontal and 70° vertical divergence. Similar to the CXL12A, the CXL15A is engineered to endure adverse weather conditions.



The shape of the cabinet offer two different deployment angles, 56° and 44° relative to the floor for choosing between two different throw distances from the musicians. A convenient dual-angle flange also allows the CXL15A to be mounted on a standard speaker stand, for use as a multipurpose front-of-house enclosure.



The new CXL15A stage monitor employs the same powerful Class D amplifier and same CORE DSP processing found in the CXL12A, for these reasons also retains the familiar user interface and relies on the time-tested amplifier technology that has proven its reliability.



CX14A

14" Coaxial Powered Stage Monitor

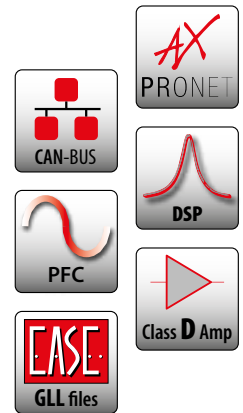
The CX14A is one of the most compact and lightweight stage monitors in its category, designed specifically for live sound, although the very compact, low-profile enclosure also makes it suitable for theatre and television applications.

The unique 14" LF transducer's coaxial design offers a very stable acoustical pattern over 80° in both the horizontal and vertical axes. The high frequency range is reproduced by a low-distortion compression driver equipped with a 3" aluminum voice coil and polyester/titanium diaphragm.

The combination of a high-performance coaxial transducer, a carefully designed cabinet, and powerful Class D amplifier together with CORE DSP processing provides very high SPL before feedback and excellent intelligibility even at very high power.



The 45° and 55° angled sides enable it to be positioned at differing distances from the performers depending on the stage size and type of monitoring needed. A convenient dual-angle pole holder allows the CX14A to be mounted on a standard speaker stand to be used as a multipurpose front of house loudspeaker.



CX15AV2

High End 15" Coaxial Powered Stage Monitor

The CX15AV2 is an extremely compact and lightweight low-profile birch cabinet suitable for applications where the unobtrusive size is a must, providing exceptional intelligibility and high gain before feedback. It is ideally suited to live sound stage monitoring, as well as to theatre and television applications.

The co-axial driver configuration provides a very small footprint on stage while giving the output of a much larger unit. The dispersion pattern is optimised for general purpose monitoring applications at 80° conical, so allowing performers freedom to move around on stage but still stay within the coverage pattern.



CORE 2 DSP and digitally controlled 2800W Class D amplifier with SMPS providing a superior sonic performance and a very high SPL before feedback.

Weather-proof coaxial transducer with single magnet neodymium motor for a very stable acoustical pattern and great sound intelligibility.

Specially designed reflex ports are on the front of the cabinet and aimed towards the floor where some beneficial mutual coupling occurs in the 80 Hz region, tightening up the bass response and increasing definition.



CX STAGE MONITORS

TECHNICAL SPECIFICATIONS

	CXL12A	CXL15A
Configuration	1 x 12" (2.5"VC) LF 1 x 1" (1.7"VC) HF	1 x 15" (2.5"VC) LF 1 x 1" (1.7"VC) HF
Frequency Response	75 Hz - 18kHz ±3dB (processed)	70 Hz - 18kHz ±3dB (processed)
Max Peak SPL	129 dB SPL @ 1m	130 dB SPL @ 1m
Amplifier Power Output	900W + 300W ClassD (continuous Pwr.)	900W + 300W ClassD (continuous Pwr.)
Coverage Angle @ -6dB points	50° H x 70° V	50° H x 70° V
Dimensions (WxHxD) mm / ins	451 x 322 x 405 17,76" x 12,67" x 15,94"	630 x 376 x 427 24,8" x 14,8" x 16,8"
Net Weight	15 kg / 33 lbs	19,7 kg / 43,3 lbs
Enclosure	15mm phenolic birch plywood	15mm phenolic birch plywood
Finish	Black textured paint	Black textured paint
Mains Connectors	PowerCON™	PowerCON™



	CX14A	CX15AV2
Configuration	1 x 14" (3"VC) LF 1 x 2" (3"VC) HF	1 x 15" (3"VC) LF 1 x 1.4" (2.4"VC) HF
Frequency Response	70 Hz - 18kHz ±3dB (processed)	60 Hz - 18kHz ±3dB (processed)
Max Peak SPL	131 dB SPL @ 1m	131 dB SPL @ 1m
Amplifier Power Output	900W + 300W ClassD (continuous Pwr.)	1400W + 1400W ClassD (continuous Pwr.)
Coverage Angle @ -6dB points	80° H x 80° V	80° H x 80° V
Dimensions (WxHxD) mm / ins	507 x 316 x 403 20" x 12.4" x 15.8"	520 x 336 x 415 20.5" x 13.2" x 16.3"
Net Weight	16 kg / 35.3 lbs	18.5 kg / 40.8 lbs
Enclosure	15mm phenolic birch plywood	15mm phenolic birch plywood
Finish	Black textured paint	Black textured paint
Mains Connectors	PowerCON™	PowerCON™






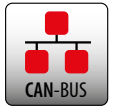

High-performance point source systems designed for stand-alone sound reinforcement and installation applications. Three versatile point source formats:

- ***Progressive Asymmetric Coverage Horns***
 - ***Constant Coverage Systems***

Delivering precision coverage, scalable output and application flexibility, ED systems combine progressive horn directivity and optimized single-enclosure performance.



**ED POINT
SOURCE**



ED150A / ED150P

15" Two-way Full Range Loudspeaker

ED150A • Self-powered

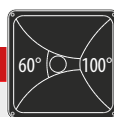
ED150P • Passive

ED150PWH • Passive white textured paint


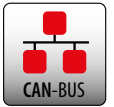

The ED150 A/P is a two-way full range enclosure containing a 15" LF drive unit and a 1.4" HF (VC 2.5") compression driver, providing an extended bass response. It is designed for many stand-alone sound reinforcement applications, although additional subwoofers from the AXIOM range can extend low frequency response.

The powered version is featuring an integrated Class D amplifier module with factory presets provided by the PROEL CORE digital signal processing. A pole mount socket and flush handles make the ED150A easy to transport and use in portable situations, while the integrated rigging points enable suspension in permanent installations.

The ED150 and ED120 systems feature an asymmetric HF coverage pattern, varying from 100° horizontal in the lower part of the horn for more effective near field coverage, and narrowing to 60° horizontal at the top of the horn for more focused coverage in the far field.



The result is more accurate coverage of a typical auditorium than is possible with a fixed horizontal coverage device. **The HF horn is also rotatable through 90° by simply removing four screws and re-aligning the horn**, so that coverage can also be optimised for stage monitor use, maintaining the best coverage pattern for performers both near to and further away from the monitor.



ED120A / ED120P

12" Two-way Full Range Loudspeaker

ED120A • Self-powered

ED120P • Passive

ED120PWH • Passive white textured paint

The ED120 A/P is a two-way full range enclosure containing a 12" LF drive unit and a 1.4" HF (VC 2.5") compression driver, providing an extended bass response. It is designed for many stand-alone sound reinforcement applications, although additional subwoofers from the AXIOM range can extend low frequency response.


The powered version is featuring an integrated Class D amplifier module with factory presets provided by the PROEL CORE digital signal processing. A pole mount socket and flush handles make the ED120 easy to transport and use in portable situations, while the integrated rigging points enable suspension in permanent installations.

ED120A - ED150A





ED80P



Passive 8" Two-way Full Range Loudspeaker


ED80PWH • white textured paint

The ED80P consists of an 8" LF drive unit and a 1" HF compression driver loaded by an asymmetric HF horn in a compact enclosure, designed for many multipurpose sound reinforcement activities ranging from corporate audio-visual to permanent installations for bars and restaurants, theatres, live music venues, retail and leisure outlets, and houses of worship.

This versatile loudspeaker can also be used as a low profile stage monitor with its 35° tapered side, and in this situation the HF horn can be rotated to maintain the best coverage pattern for performers both near to and further away from the monitor.



ED60P



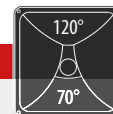
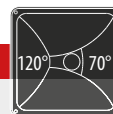
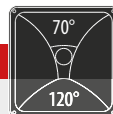
Passive 6" Two-way Full Range Loudspeaker

ED60PWH • white textured paint

The ED60P shares all of the characteristics of the larger ED80P but in an unobtrusive and more compact format. It is designed for a multitude of near field applications such as theatre underbalcony fill, stage front fill, delay speaker, bar and restaurant audio, and discreet stage monitor.

A pole mount socket and recessed flush handle make this a very versatile loudspeaker in both portable and permanently installed applications.

The ED80P and ED60P feature an asymmetric HF coverage pattern, which provides optimal coverage of typical rectangular venues, with wider dispersion at the front and narrower dispersion at the rear.



ED60P Example

The result is more accurate coverage of a typical auditorium than is possible with a fixed horizontal coverage device. **The HF horn is also rotatable through 90° by simply removing four screws and re-aligning the horn**, so that coverage can also be optimised for a multitude of different usage.



ED25P



Dual 5.25" Passive Full Range Loudspeaker

ED25PWH • white textured paint

Designed for near-field sound reinforcement applications such as television, stage front, conferencing, theatres, and audio-visual, the ED25P is an ultra-compact passive two-way loudspeaker that can be used either on its own or in small loudspeaker arrays creating even and seamless coverage. Its two 5.25" woofers and high frequency dome tweeter with Spherical Wave Guide Horn are arranged in a WTW linear enclosure configuration to give a wide dispersion pattern that works well in fixed installations using a minimal number of units. The cabinet is trapezoidally shaped, and also asymmetrical, and this profile not only allows the assembly of small clusters using the integral flypoints, but also enables it to be suspended horizontally very close to a ceiling or placed on a stage front as a low profile monitor.



ED23P MKII



Dual 3.5" Passive Full Range Loudspeaker

ED23PMKIIWH • white textured paint

The ED23P passive full range loudspeaker fulfils all of the applications for which the larger ED25P is suited, but does so from an even more compact cabinet housing two 3.5" woofers and a high frequency dome tweeter mounted on a Spherical Wave Guide Horn. The WTW driver arrangement provides a wide dispersion pattern that allows widely spaced units to cover large spaces with high quality background sound. Due to its very low profile, the ED23P is an ideal stage lip monitor, and especially useful for fashion show catwalks where it can unobtrusively provide alternate inwards / outwards coverage for both audience and presenters.



ED POINT SOURCE


TECHNICAL SPECIFICATIONS

	ED150A	ED150P	ED120A	ED120P
Configuration	1 x 15" (3"VC) LF 1 x 1.4" (2.4"VC) HF	1 x 15" (3"VC) LF 1 x 1.4" (2.4"VC) HF	1 x 12" (3"VC) LF 1 x 1.4" (2.4"VC) HF	1 x 12" (3"VC) LF 1 x 1.4" (2.4"VC) HF
Frequency Response	50 Hz - 17kHz -6dB (processed)	50 Hz - 17kHz -6dB	65 Hz - 17kHz -6dB (processed)	65 Hz - 17kHz -6dB
Nominal Impedance	N/A	8 Ω	N/A	8 Ω
Max Peak SPL	132 dB SPL @ 1m	128 dB SPL @ 1m	132 dB SPL @ 1m	128 dB SPL @ 1m
Power Handling	N/A	680 W (AES) 1360 W (prgm)	N/A	680 W (AES) 1360 W (prgm)
Amplifier Power Output	900 W + 300W Class D (continuous Pwr.)	N/A	900 W + 300W Class D (continuous Pwr.)	N/A
Coverage Angle @ -6dB points	60°-100° H x 60° V	60°-100° H x 60° V	60°-100° H x 60° V	60°-100° H x 60° V
Dimensions (WxHxD) mm / ins	450 x 765 x 400 17.7" x 30.1" x 15.7"	450 x 765 x 400 17.7" x 30.1" x 15.7"	360 x 610 x 310 14.2" x 24" x 12.2"	360 x 610 x 310 14.2" x 24" x 12.2"
Net Weight	26 kg / 57.3 lbs	25 kg / 55.1 lbs	19 kg / 41.8 lbs	18 kg / 39.6 lbs
Enclosure	15mm phenolic birch plywood	15mm phenolic birch plywood	15mm phenolic birch plywood	15mm phenolic birch plywood
Finish	Black textured paint	Black or White textured paint	Black textured paint	Black or White textured paint
Rigging	Rigging points optional brackets	Rigging points optional brackets	Rigging points optional brackets	Rigging points optional brackets
Mains Connectors	PowerCON™	N/A	PowerCON™	N/A



	ED80P	ED60P	ED25P	ED23PMKII
Configuration	1 x 8" (2"VC) LF 1 x 1" (1"VC) HF	1 x 6" (2"VC) LF 1 x 1" (1"VC) HF	2 x 5.25" LF 1 x Dome Tweeter	2 x 3.5" LF 1 x Dome Tweeter
Frequency Response	75 Hz - 18kHz -6dB	85 Hz - 18kHz -6dB	125 Hz - 20kHz -6dB	200 Hz - 20kHz -6dB
Nominal Impedance	8 Ω	16 Ω	16 Ω	32 Ω
Max Peak SPL	124 dB SPL @ 1m	114 dB SPL @ 1m	116 dB SPL @ 1m	112 dB SPL @ 1m
Power Handling	280 W (AES) 560 W (Prgm)	100 W (AES) 200 W (Prgm)	100 W (AES) 200 W (Prgm)	70 W (AES) 140 W (Prgm)
Amplifier Power Output	N/A	N/A	N/A	N/A
Coverage Angle @ -6dB points	60°-120° H x 55° V	70°-120° H x 60° V	80° H x 65° V	80° H x 65° V
Dimensions (WxHxD) mm / ins	250 x 450 x 230 9.8" x 17.7" x 9.1"	210 x 390 x 190 8.3" x 15.3" x 7.5"	176 x 460 x 190 6.9" x 18.1" x 7.5"	138 x 320 x 198 5.4" x 12.6" x 7.8"
Net Weight	8 kg / 17.6 lbs	5 kg / 11 lbs	7 kg / 15.4 lbs	6.4 kg / 14.1 lbs
Enclosure	15mm phenolic birch plywood	15mm phenolic birch plywood	15mm phenolic birch plywood	15mm phenolic birch plywood
Finish	Black or White textured paint	Black or White textured paint	Black or White textured paint	Black or White textured paint
Rigging	Rigging points optional brackets	Rigging points optional brackets	Rigging points optional brackets	Rigging points optional brackets
Mains Connectors	N/A	N/A	N/A	N/A






Portable composite loudspeaker systems designed for versatile grab-and-use sound reinforcement applications. Three integrated system formats:

- ***Composite-Enclosure Point Source Systems***
- ***Multi-Purpose Active and Passive Systems***
- ***Matched Full-Range / Specific Subwoofer***

Delivering portability, reliable output and application flexibility, FL systems combine optimized processing, flexible deployment and premium transducer technologies in an integrated reinforcement platform.

FL POINT SOURCE



FL120A / FL120P

12" Two-way Full Range Loudspeaker

FL120A • Self-powered

FL120P • Passive

The FL120 A/P is a two-way, Full-range point source loudspeaker, containing a 12" low-frequency neodymium driver and a 1" high-frequency compression driver with a 1.75" aluminum voice coil, and a custom-designed HF horn which ensures wide, accurate, and controlled HF dispersion.


For extended low-frequency response, the FL120 A/P can be paired with subwoofers from the Axiom SW series, providing a complete sound reinforcement system for various live sound environments or Fill Systems like Drumm-Fills and Side-Fills.

The powered version (FL120A) is featuring a powerful dual channel Class D amplifier module with Switching Mode Power supply. The DSP system boasts advanced processing capabilities with a 56-bit double precision DSP platform and high-resolution 24-bit AD/DA converters.



Its robust processing power includes linear phase FIR filters, optimizing TIME ALIGNMENT for a linear phase response and adapts to various applications thanks five different and optimized EQ presets.

The Constant Power Crossover technique ensures smooth transition between LF and HF frequencies, with even dispersion in the crossover region.



FL80A / FL80P

8" Two-way Full Range Loudspeaker

FL80A • Self-powered

FL80P • Passive

The FL80 A/P is an Ultra-portable two-way, Full-range, point source loudspeaker, containing an 8" low-frequency neodymium driver and a 1" high-frequency compression driver with a 1" aluminum voice coil and a custom-designed HF horn which ensures wide, accurate, and controlled HF dispersion.

The powered version (FL80A) is equipped with a powerful dual-channel Class D+AB amplifier module with SMPS. The DSP system includes advanced processing capabilities based on a 56-bit double-precision platform and high-resolution 24-bit AD/DA converters. Its robust processing power incorporates linear phase FIR filters, optimizing time alignment for linear phase response. The system adapts to various applications through five different, optimized EQ presets. The Constant Power Crossover technique ensures a smooth transition between LF and HF frequencies, with consistent dispersion in the crossover region.



For extended low-frequency performance, the FL80 A/P can be paired with subwoofers from the Axiom and Proel SW series, offering a complete sound reinforcement solution for a wide range of applications, including fixed installations, distributed sound systems, and fill applications such as under-balcony and delay zones.



FLSUB180A

18" Direct Radiating, Powered, Processed Subwoofer

The perfect low-frequency extension for the AXIOM FL Series

FLSUB180A is a high-power compact subwoofer designed as the ideal complement to FL Series 2-way speakers.

It extends low-frequency response while improving overall system efficiency and performance, making it suitable for a wide range of sound reinforcement applications requiring high sound quality, consistent performance, and ease of use in a portable format.

The system features a custom 18" (460 mm) high-efficiency, long-excursion woofer with 4" voice coil, powered by a 1000 W Class-D amplifier with high headroom for clean, distortion-free output.



System processing is based on an advanced DSP platform with 56-bit double-precision processing and 24-bit AD/DA converters, ensuring high signal integrity and reliable performance.

The DSP provides essential speaker processing functions for optimal system tuning.

A user interface with color LCD and single-knob control allows quick access to parameters such as LPF/HPF frequency, phase, and delay, enabling proper integration with satellite speakers.


A cardioid configuration is available by pairing two FLSUB180A units, increasing front efficiency while reducing rear radiation. Dual inputs and outputs allow operation in mono or stereo configurations.

Dual inputs and outputs allow operation in mono or stereo configurations.

FL POINT SOURCE

TECHNICAL SPECIFICATIONS

	FL120A	FL120P	FL80A	FL80P	FLSUB180A
Configuration	1 x 12" (2.5"VC) LF 1 x 1" (1.75"VC) HF	1 x 12" (2.5"VC) LF 1 x 1" (1.75"VC) HF	1 x 8" (2"VC) LF 1 x 1" (1"VC) HF	1 x 8" (2"VC) LF 1 x 1" (1"VC) HF	1 x 18" (4"VC)
Frequency Response	62 Hz - 20kHz -6dB (processed)	62 Hz - 20kHz -6dB	75 Hz - 20kHz -6dB (processed)	75 Hz - 20kHz -6dB	38 Hz - 100kHz -6dB (processed)
Nominal Impedance	N/A	8 Ω	N/A	8 Ω	N/A
Max Peak SPL	132 dB SPL @ 1mt	128 dB SPL @ 1mt	125 dB SPL @ 1mt	123.5 dB SPL @ 1mt	134 dB SPL @ 1mt
Power Handling	N/A	400 W (AES) 800 W (prgm)	N/A	200 W (AES) 400 W (Prgm)	N/A
Amplifier Power Output	900 W + 300 W Class D (continuous Pwr.)	N/A	250 W + 50 W Class D + AB (continuous Pwr.)	N/A	1000 W Class D (continuous Pwr.)
Coverage Angle @ -6dB points	90° H x 60° V	90° H x 60° V	90° H x 60° V	90° H x 60° V	Omni/Cardioid
Dimensions (WxHxD) mm / ins	390 x 623 x 350 15.3" x 24.5" x 13.7"	390 x 623 x 350 15.3" x 24.5" x 13.7"	270 x 422 x 250 10.6" x 16.6" x 9.8"	270 x 422 x 250 10.6" x 16.6" x 9.8"	650 x 510 x 655 10.6" x 16.6" x 9.8"
Net Weight	17 kg / 37.4 lbs	16 kg / 35.3 lbs	8 kg / 17.6 lbs	7.6 kg / 16.7 lbs	46.5 kg / 102.5 lbs
Enclosure	High-Density polypropilene with Metal Grid	High-Density polypropilene with Metal Grid	High-Density polypropilene with Metal Grid	High-Density polypropilene with Metal Grid	Reinforced phendic birch
Finish	Black	Black	Black	Black	Black water based paint
Rigging	M10 Flying points or dedicated Metal Bracket (optional)	M10 Flying points or dedicated Metal Bracket (optional)	M8 Flying points or dedicated Metal Bracket (optional)	M8 Flying points or dedicated Metal Bracket (optional)	
Mains Connectors	PowerCON™	N/A	PowerCON™	N/A	PowerCON™



Q-NEX+



Advanced DSP Amplifiers with AVB-Milan Networking

Q-NEX10.4+ : 4 x 2500W model
 Q-NEX20.4+: 4 x 5000W model

Q-NEX+ amplifiers are high-performance 4-channel power amplifiers with advanced DSP, designed for large touring systems and high-profile installations. Optimized for the AXIOM product range, they provide processing, networking, and power delivery for passive loudspeaker systems. When used with AUDIA control software, Q-NEX+ amplifiers can operate alongside powered AXIOM loudspeakers on the same network, enabling unified system management and consistent control across passive and active configurations.

AUDIA
 REMOTE CONTROL SOFTWARE



When used with AUDIA control software, Q-NEX+ amplifiers can operate alongside powered AXIOM loudspeakers on the same network, enabling unified system management and consistent control across passive and active configurations.

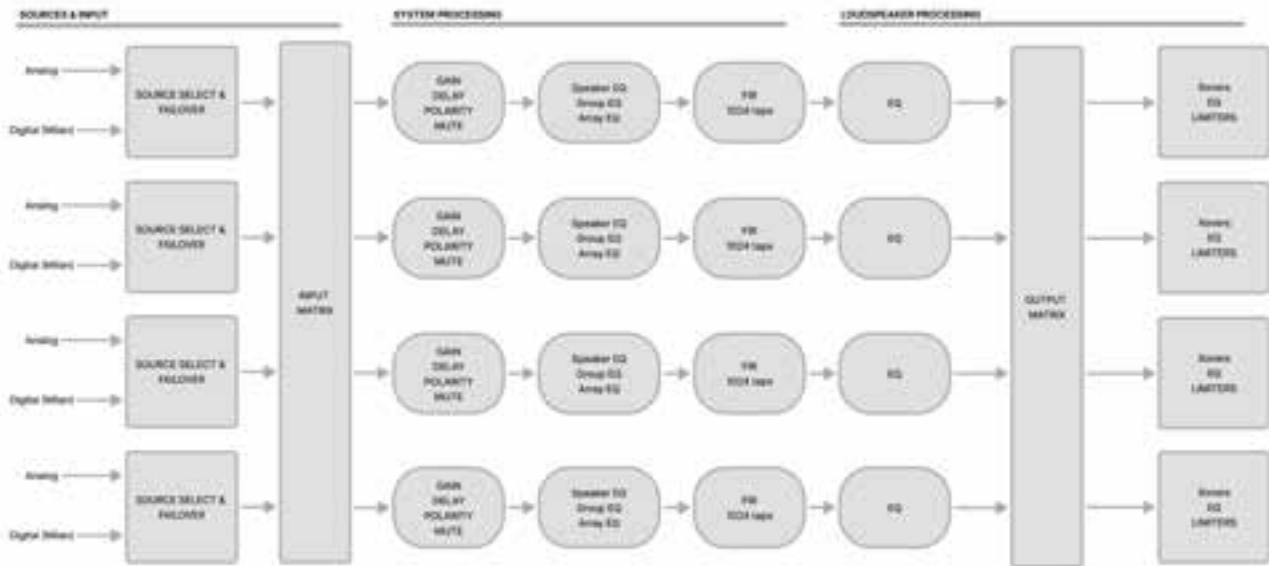
Q-NEX+ amplifiers use high-efficiency Class D topology with Switch Mode Power Supply, delivering up to 20,000 W (Q-NEX+ 20.4) or 10,000 W (Q-NEX+ 10.4) across four channels. The PFC-equipped power supply ensures stable operation under varying mains conditions.

An advanced Power Management system dynamically distributes power across channels, with the ability to deliver maximum output to a single channel when required.

With over 90% efficiency, compact size, and low heat dissipation, Q-NEX+ amplifiers reduce energy consumption and operating costs, particularly in large-scale systems.

A comprehensive protection system includes soft-start, transient suppression, thermal and DC protection, short-circuit and load monitoring, power supply protection, and clip limiting.

The inverted chassis design minimizes dust accumulation, while removable filters simplify maintenance and extend operational life.



Q-NEX+ processing is based on a fifth-generation SHARC+ floating-point DSP platform with 32-bit AD converters and 121 dB dynamic range, delivering high signal integrity and precise control. The system provides four independent processing channels with full loudspeaker tuning and group-level control. Processing functions include EQ, delay, gain, polarity, mute, and advanced filtering.



Dual Gigabit Ethernet ports support AVB-Milan audio networking at 96/48 kHz, ensuring deterministic, low-latency audio transport.

Each input channel supports automatic failover between analog and network sources.

Control and device management are handled via AES70 over Ethernet, enabling full system configuration and monitoring within a unified network infrastructure.

The AUDIA software platform provides centralized control, allowing Q-NEX+ amplifiers and AXIOM active systems to coexist within the same workspace for consistent operation and streamlined workflows.

TECHNICAL SPECIFICATIONS

	Q-NEX10.4+	Q-NEX20.4+
Number of channels	4	4
Total output power	10000 W	20000 W
Output Power* (All ch driven/single ch)		
2 ohms	4x 2500 / 1x 2500 W	4x 5000 / 1x 5000 W
2.67 ohms	4x 2500 / 1x 3300 W	4x 5000 / 1x 6700 W
4 ohms	4x 2500 / 1x 2500 W	4x 5000 / 1x 6000 W
8 ohms	4x 1250 / 1x 1300 W	4x 2500 / 1x 3000 W
4 ohms Bridged	2x 5000 W	2x 10000 W
8 ohms Bridged	2x 5000 W	2x 10000 W
Hi-Z 100V	4x 2500 / 1x 2500 W	4x 5000 / 1x 5000 W
Hi-Z 70V	4x 2500 / 1x 2500 W	4x 3500 / 1x 3500 W
Power Supply	90V - 265V AC, 50Hz-60Hz	
Dimensions W x H x D	483x89x388 mm (19"x3.5"x14")	
Weight Net (kg-Lb)	7 kg (15.4 lbs)	9 kg (19.8 lbs)

* IEC filtered pink noise signal (40Hz-5kHz, 12dB crest factor)



Q - NEX *New*

DSP AMPLIFIERS

Q-NEX amplifiers deliver up to 20,000 W across four channels through advanced Class D topology with PFC and intelligent Power Management, combining exceptional power density, high efficiency and low distortion in a compact platform built for demanding professional applications.

Powered by the CORE2 SHARC-based DSP platform, they integrate advanced loudspeaker processing, linear phase FIR filtering, flexible routing, extensive EQ and dynamics control, alongside comprehensive remote control and networking capabilities.

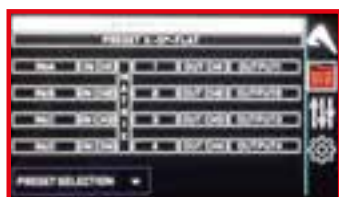
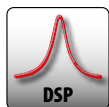
PRONET *AX*

The PRONET AX software, using a reliable CANBUS network protocol, offers an intuitive interface for remote control via USB to CANBUS converter. It allows full access to processing parameters and real-time amplifier status monitoring.

KEY FEATURES

- Digitally controlled Class D power amplifiers
- Very efficient Universal SMPS with PFC
- High Power - Up to 20000 W in 4 channels
- 8 - 4 - 2 Ohm low impedance operation
- 100 V and 70 V high impedance modes
- Extensive protection system
- 40bit floating point CORE2 processing with FIR filters
- PRONET AX remote control
- Large IPS display with capacitive touch panel






TECHNICAL SPECIFICATIONS

	Q-NEX5.4	Q-NEX10.4	Q-NEX14.4	Q-NEX20.4
Number of channels	4	4	4	4
Total output power	5000 W	10000W	14000 W	20000 W
Output Power* (All ch driven/single ch)				
2 ohms	4x 1250 / 1x 1250 W	4x 2500 / 1x 2500 W	4x 3500 / 1x 3500 W	4x 5000 / 1x 5000 W
2.67 ohms	4x 1250 / 1x 1700 W	4x 2500 / 1x 3300 W	4x 3500 / 1x 4700 W	4x 5000 / 1x 6700 W
4 ohms	4x 1250 / 1x 2500 W	4x 2500 / 1x 2500 W	4x 3500 / 1x 3750 W	4x 5000 / 1x 6000 W
8 ohms	4x 1250 / 1x 1250 W	4x 1250 / 1x 1300 W	4x 1800 / 1x 1900 W	4x 2500 / 1x 3000 W
4 ohms Bridged	2x 2500 W	2x 5000 W	2x 7000 W	2x 10000 W
8 ohms Bridged	2x 2500 W	2x 5000 W	2x 7000 W	2x 10000 W
Hi-Z 100V	4x 1250 / 1x 2500 W	4x 2500 / 1x 2500 W	4x 3500 / 1x 4200 W	4x 5000 / 1x 5000 W
Hi-Z 70V	4x 1250 / 1x 1800 W	4x 2500 / 1x 2500 W	4x 2950 / 1x 2950 W	4x 3500 / 1x 3500 W
Power Supply	90V - 265V AC, 50Hz-60Hz			
Dimensions W x H x D	483x89x355 mm (19"x3.5"x14")			
Weight Net (kg-Lb)	7 kg (15.4 lbs)	7 kg (15.4 lbs)	9 kg (19.8 lbs)	9 kg (19.8 lbs)

* IEC filtered pink noise signal (40Hz-5kHz, 12dB crest factor)





AXIOM ACCESSORIES

Enhance your sound experience with our comprehensive range of professional loudspeaker accessories, meticulously designed to elevate performance and versatility in both live sound and installation settings. From wall-mount brackets to flying bars, coupling bars, and speaker stands adapters, our accessories empower you to create unforgettable experiences in any environment.

Accessories for **AX2022 A/P - SW2421CF A/P**

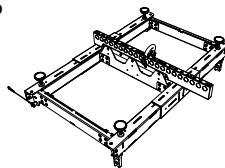
AXSKATE2022
Skate for AX2022 A/P



AXSKATESW2421
Skate for SW2421CF A/P



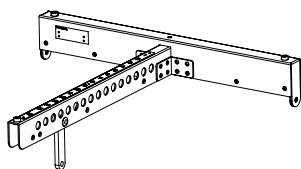
KPTAX2022
Flybar for AX2022 A/P, SW2421CF A/P



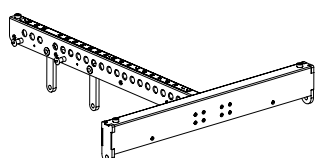
The AX2022 and SW2421 accessory range is continuously expanding. Contact your AXIOM sales organization for updates and further details

Accessories for **AX2010AV2 / AX2010P**

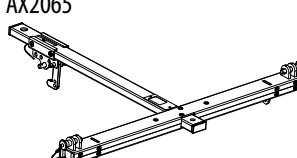
KPTAX2012P
Flying bar for 12 AX2010 A/P



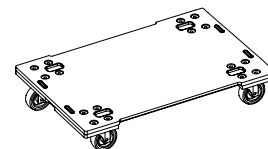
KPTSW36XF
Flying bar for AX2010 and SW36XF




KPTAX201065
Transition frame from AX2010 to AX2065



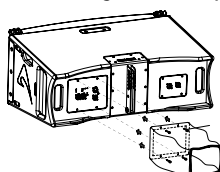
AXSKATE20P
Skate for AX2010




CASE4AX2010V2
Flight-case for 4 x AX2010AV2



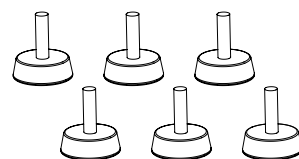
RAINCOV2010
Rain cover for Signal/control panel



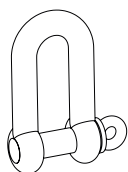
RAINCOV2010PW
Rain cover for PowerCON / Speakon connectors



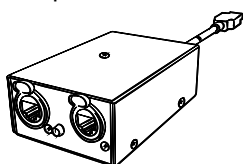
AXFEETKIT
Kit of 6. Feet for stacked Flying bar



PLG716
Galvanized Steel Shackle



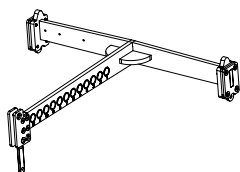
USB2CANDV2
Dual Output USB to CAN converter



Accessories for **AX2065AV2 / AX2065P**

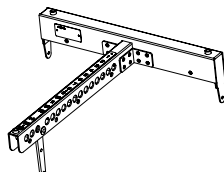
KPTAX2065

Flying bar for 6 AX2065



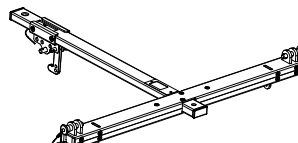
KPTSW215

Flying bar for 12 AX2065 and SW215



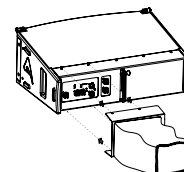
KPTAX201065

Transition frame from AX2010 to AX2065




RAINCOV2065

Rain cover for AX2065




AXCASE05PT

Flight-case for 4 x AX2065 with KPTAX2065




AXCASE06PT

Flight-case for 4 x AX2065



KPAX265

Pole Adapter to screw on AX2065



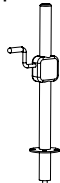
KP010

Tilt Adapter



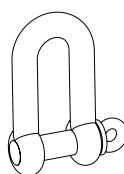
DHSS10M20

Sub-Speaker spacer with M20 screw



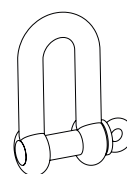
PLG714

Steel Shackle for XPTAX2065



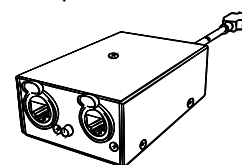
PLG716

Steel Shackle for KPTSW215



USB2CANDV2

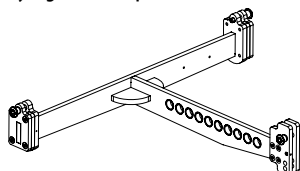
Dual Output USB to CAN converter



Accessories for **AX800A / AX800A NEO**

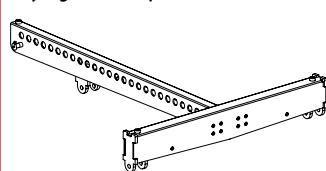
KPTAX800

Flying Bar for up to 4 x AX800A



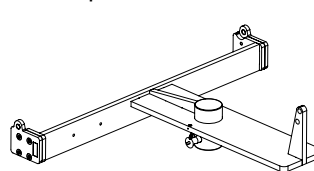
KPTAX800L

Flying Bar for up to 12 x AX800A



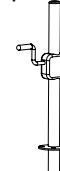
KPTAX8

Pole adapter for AX800A




DHSS10M20

Sub-Speaker spacer with M20 screw



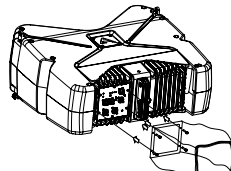
CASEAX800AV2

Flight-case for 4 x AX800A



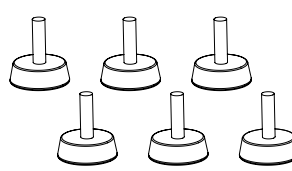
RAINCOV800

Rain cover for AX800A



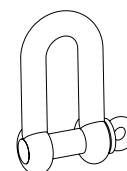
AXFEETKIT

Kit of 6. Feet for stacked Flying bar



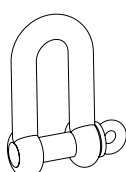
PLG714

Steel Shackle for KPTAX800



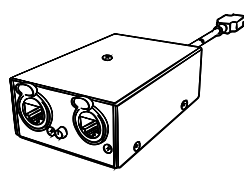
PLG716

Steel Shackle for XPTAX800L

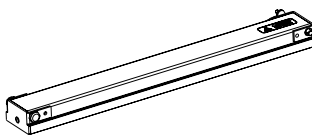
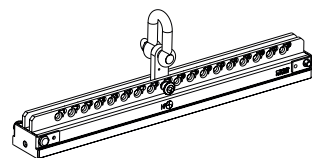
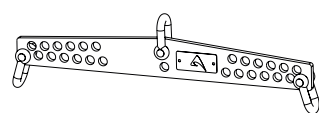
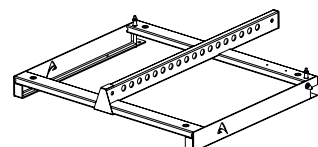


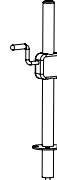
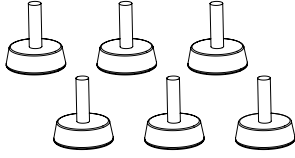

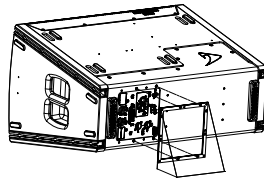
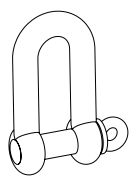
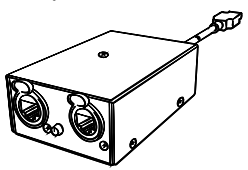


USB2CANDV2

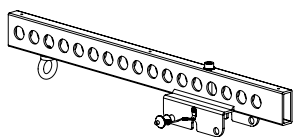
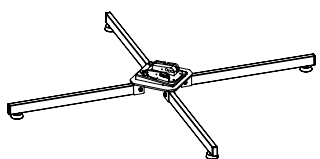
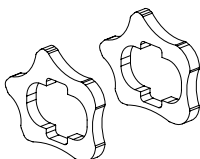
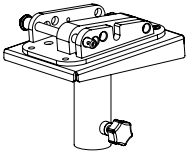
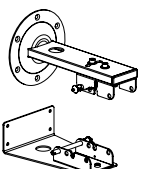
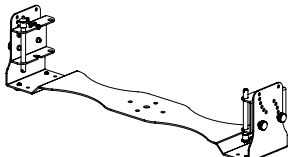

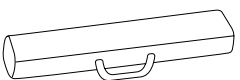


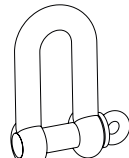
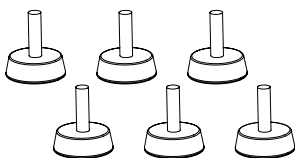
Dual Output USB to CAN converter



Accessories for **AX1012A / AX1012P**

<p>KPTAX1012 Coupling Bar</p> 	<p>KPTAX1012H Horizontal array flying bar</p> 	<p>KPTAX1012T Suspension Bar</p> 	<p>KPTAX1012V Vertical array flying bar</p> 
<p>KPAX265 Pole Adapter</p> 	<p>KP010 Tilt Adapter</p> 	<p>DHSS10M20 Sub-Speaker spacer with M20 screw</p> 	<p>AXFEETKIT Kit of 6. Feet for stacked Flying bar</p> 
<p>CASEAX1012V2 Flight-case for 2 x AX1012A/P</p> 	<p>RAINCOV1012 Rain cover for AX1012A</p> 	<p>PLG714 Galvanized Steel Shackle</p> 	<p>USB2CANDV2 Dual Output USB to CAN converter</p> 

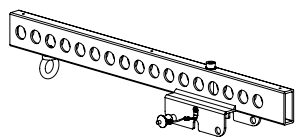
Accessories for **AX12C / AX12LF / AX6C**

<p>KPTAX12C Flying Bar for AX12C / AX6C</p> 	<p>KPTFAX12C Floor Stand for AX12C / AX6C</p> 	<p>KPTFAXC Foam floor Stand for AX12C / AX6C</p> 	<p>KPTPOLEAX12C Pole adapter for AX12C / AX6C</p> 
<p>KPTWAX12C Wall bracket for AX12C / AX6C</p> 	<p>KPTWAX6C Wall/Ceiling/Floor bracket for AX6C</p> 	<p>COVERAX12C Padded Cover for AX12C/AX12LF</p> 	<p>COVERAX6C Padded Cover for AX6C</p> 
<p>CASEAX12CV2 Flight-Case for 2 x AX12C/AX12LF</p> 	<p>ESO2000LU025 SpeakON cable 4 wire mt.0,25 for AX12C/AX6C</p> 	<p>PLG714 Galvanized Steel Shackle</p> 	<p>AXFEETKIT Kit of 6. Feet for stacked Flying bar</p> 

Accessories for **AX16CL / AX8CL / AX4CL**

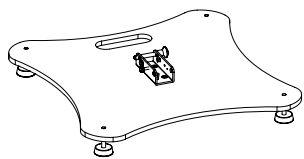
KPTAX16CL

Flying Bar for AX16CL / AX8CL



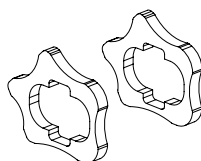
KPTSTANDAX16CL

Floor Stand for AX16CL / AX8CL



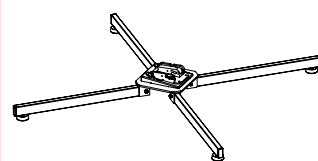
KPTFAXCL

Foam floor Stand for AX16CL / AX8CL



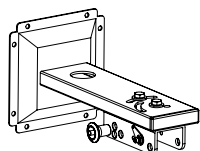
KPTFAX16CL

Floor Stand for AX16CL / AX8CL



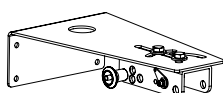
KPTWAX16CL

Wall bracket for AX16CL / AX8CL



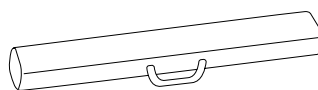
KPTWAX16CLL

Light wall bracket for AX16CL / AX8CL / AX4CL



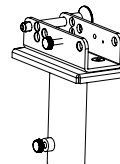
COVERAX16CL

Padded Cover for AX16CL




KPTPOLEAX16CL

Pole adapter for AX16CL AX8CL AX4CL



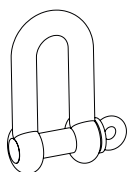
ESO2000LU025

SpeakON cable 4 wire mt.0,25 for AX12C/AX6C



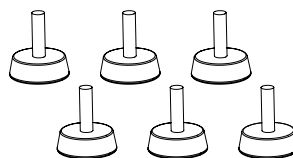
PLG714

Galvanized Steel Shackle



AXFEETKIT

Kit of 6. Feet for stacked Flying bar



COVERAX8CL

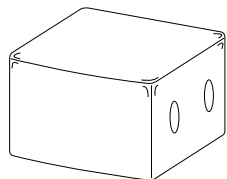
Padded Cover for AX8CL



Accessories for **SW SUBWOOFERS**

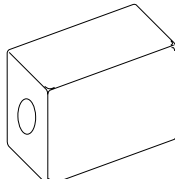
COVERSW2100

Padded cover for SW2100 A/P



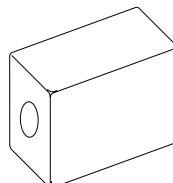
COVEREDSW218

Padded cover for SW218X A/P



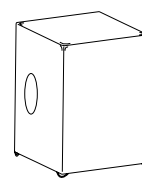
COVERSW1800

Padded cover for SW1800



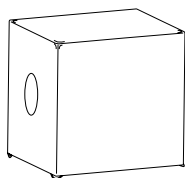
COVERSW215

Padded cover for SW215



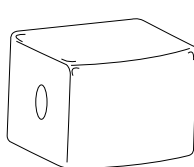
COVERSW36

Padded cover for SW36XF A/P



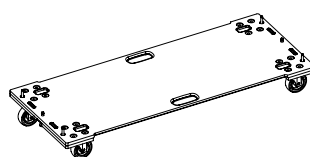
COVEREDSW18

Padded cover for SW218X A/P



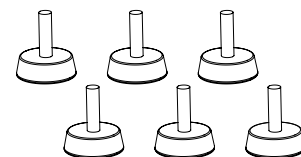
SW218XSKATE

Skate for SW218X A/P



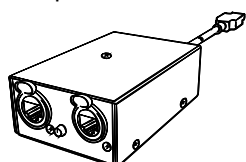
AXFEETKIT

Kit of 6. Feet for stacked Flying bar



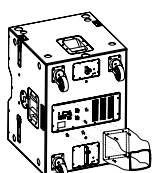
USB2CANDV2

Dual Output USB to CAN converter



RAINCOV215

Rain cover for all Subwoofers



SKATESW212A

Skate for SW212A



AC169A

Black galvanized eyebolt MA10



Accessories for **CX STAGE MONITORS**

CASECX15V2
Flight-case for 2 x CX15AV2




CASECX14V2
Flight-case for 2 x CX14A



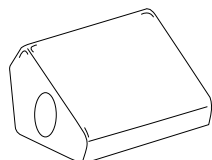
CASECXL12A
Flight-case for 2 x CXL12A



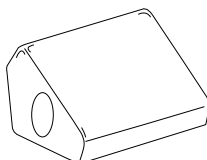
CASECXL15V2
Flight-case for 2 x CXL15A



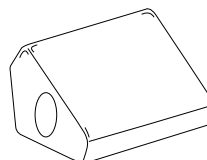
COVERCX15
Padded cover for CX15A



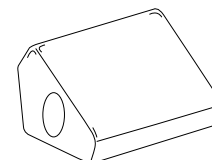
COVERCX14
Padded cover for CX14A



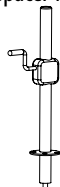
COVERCXL12
Padded cover for CXL12A



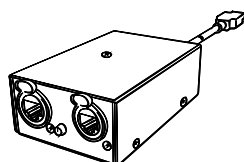
COVERCXL15
Padded cover for CXL15A



DHSS10M20
Sub-Speaker spacer with M20 screw

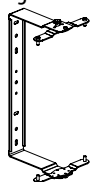


USB2CANDV2
Dual Output USB to CAN converter

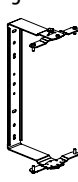


Accessories for **ED POINT SOURCE**

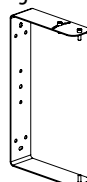
KPTED150 B/WH
Wall mounting Bracket for ED150



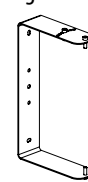
KPTED120 B/WH
Wall mounting Bracket for ED120




KPTED80 B/WH
Wall mounting Bracket for ED80P



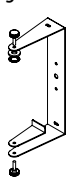
KPTED60 B/WH
Wall mounting Bracket for ED60P



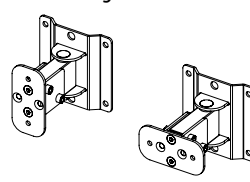
KPTED25 B/WH
Wall mounting Bracket for ED25P



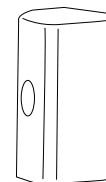
KPTED23 B/WH
Wall mounting Bracket for ED23P



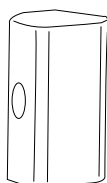
KPTLTP / W
Wall mounting Bracket for ED



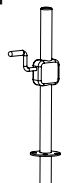
COVERED150
Padded cover for ED150



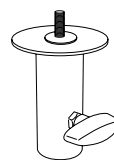
COVERED120
Padded cover for ED120P



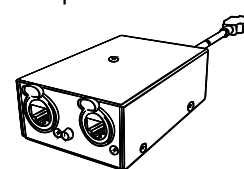
DHSS10M20
Sub-Speaker spacer with M20 screw



PLKP182ED
Pole mount adapter for ED23P, ED25P

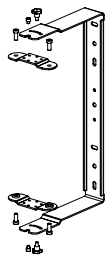


USB2CANDV2
Dual Output USB to CAN converter



Accessories for **FL120 A/P - FL80 A/P**

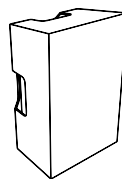
KPTFL120
C-Bracket for FL120



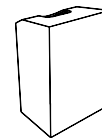
KPTFL80
C-Bracket for FL80



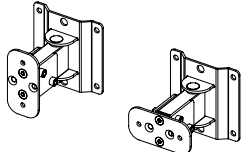
COVERFL120
Padded cover for FL120



COVERFL80
Padded cover for FL80



KPTLTP
Wall mounting Bracket for F120P
and FL80P



AC169A
Black galvanized eyebolt MA10





AXIOM
is a brand of

PROEL SPA
(Worldwide Headquarters)
Via alla Ruenia, 37/43
64027 Sant'Omero (TE) - ITALY
Tel. +39 0861 81241
Fax +39 0861 887862
P.I. 00778590679
N.Reg.AEE IT 08020000002762

axiomproaudio.com

